

COLLEGE of CHARLESTON

2016 3-Years Post-Graduation Survey Results Class of 2012-2013

Background

- ❖ 1,959 alumni invited to participate.
- ❖ 221 responses; response rate of 11%.
- ❖ Survey emailed to students who graduated in August 2012, December 2012, and May 2013 with a B.A., B.S., or A.B. Degree.
- ❖ Survey administered November 18, 2016 - December 19, 2016 using Qualtrics online survey tool.

Current Employment

- ❖ 74% of respondents are currently employed full-time.
- ❖ 2% of respondents are employed part-time or have multiple jobs.
- ❖ 16% of respondents are employed in the Education and Library fields.
- ❖ 71% of respondents have a job that requires at least a Bachelor's Degree.
- ❖ 26% of respondents' current annual income range is \$30,000 - \$39,999.
- ❖ 64% of respondents' employment is moderately or highly related to their major.

Employment History

- ❖ 82% of respondents were able to find their first full-time position while enrolled as an undergraduate or during the first six months after graduation.
- ❖ 56% of respondents' first full-time job was in South Carolina.
- ❖ 57% of respondents received 1-2 job offers for full-time employment prior to graduation.

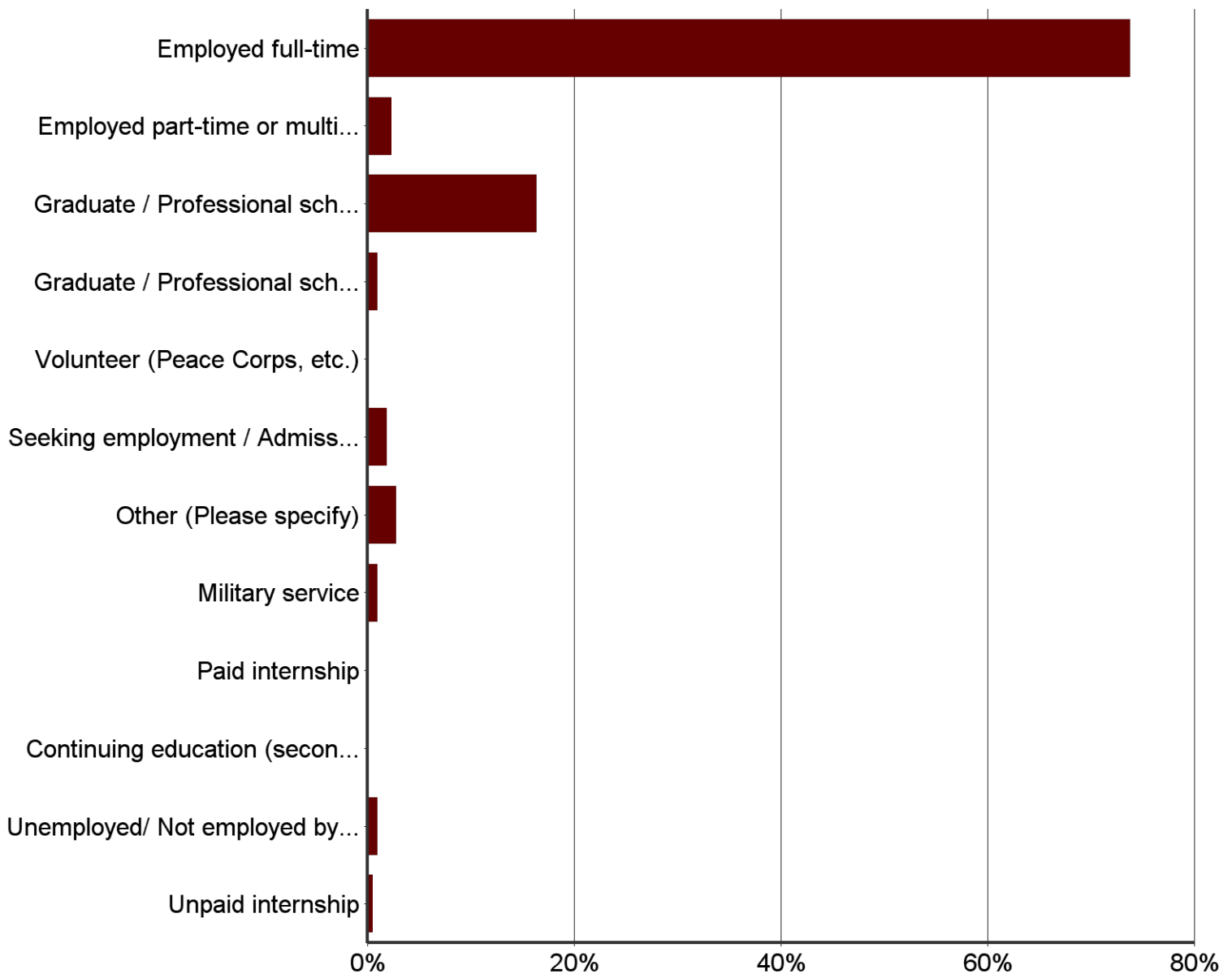
Graduate/Professional School

- ❖ 17% of respondents are attending graduate/professional school full-time or part-time.
- ❖ 23% of respondents continuing their education received an assistantship or fellowship.
- ❖ 69% of respondents are seeking further education because they believe their career goals can only be obtained through further education.

College of Charleston Undergraduate Experience

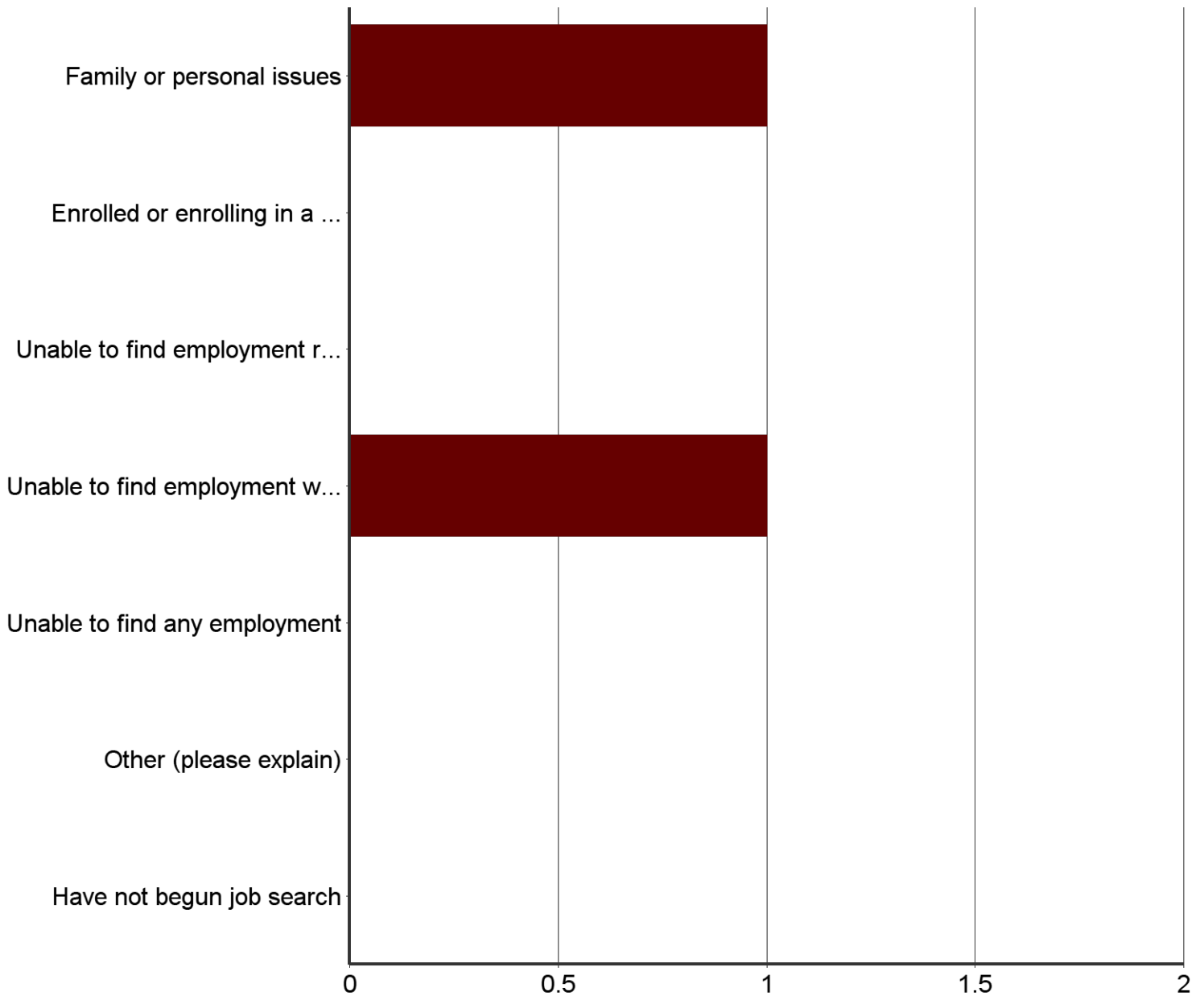
- ❖ 89% of respondents were satisfied or very satisfied with their overall academic experience.
- ❖ 66% of respondents would choose the same major field of study again.
- ❖ 84% of respondents would choose to attend the College of Charleston again.
- ❖ 52% of respondents graduated with no student loans.

College of Charleston 2016 Alumni Survey Results: Class of 2012-2013 Respondents' Current Status



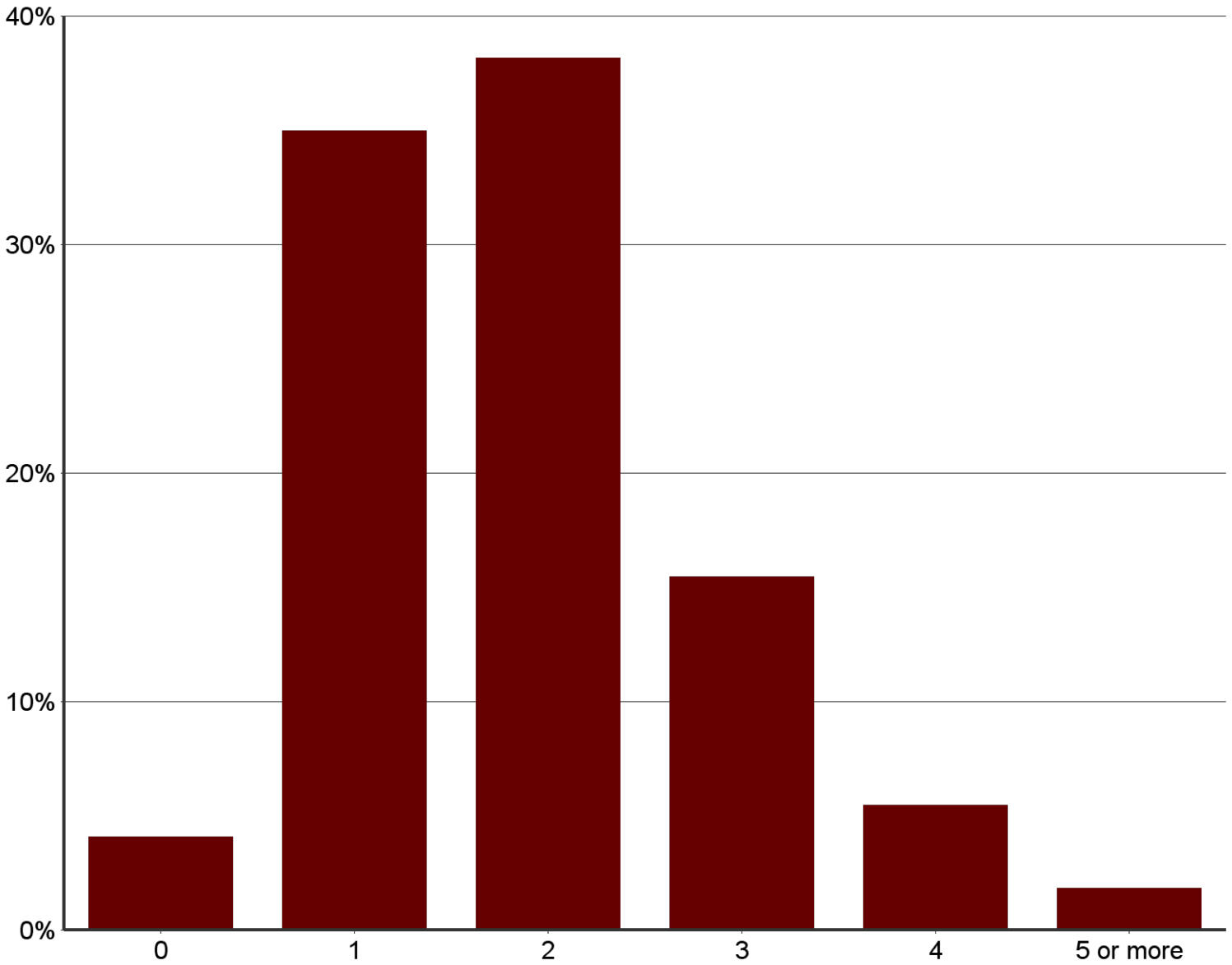
Current Status	N	%
Employed full-time	163	73.76%
Employed part-time or multiple jobs	5	2.26%
Graduate / Professional school, full-time	36	16.29%
Graduate / Professional school, part-time	2	0.90%
Volunteer (Peace Corps, etc.)	0	0.00%
Seeking employment / Admission to graduate school	4	1.81%
Other (Please specify)	6	2.71%
Military service	2	0.90%
Paid internship	0	0.00%
Continuing education (second bachelor's, certification program, etc.)	0	0.00%
Unemployed/ Not employed by choice	2	0.90%
Unpaid internship	1	0.45%
Total	221	100.00%

College of Charleston 2016 Alumni Survey Results: Class of 2012-2013 Respondents' Reason for Unemployment



Respondents' Reason for Unemployment	N	%
Family or personal issues	1	50.00%
Enrolled or enrolling in a degree or certificate program	0	0.00%
Unable to find employment related to career goals or area of study	0	0.00%
Unable to find employment with sufficient level of pay	1	50.00%
Unable to find any employment	0	0.00%
Other (please explain)	0	0.00%
Have not begun job search	0	0.00%
Total	2	100.00%

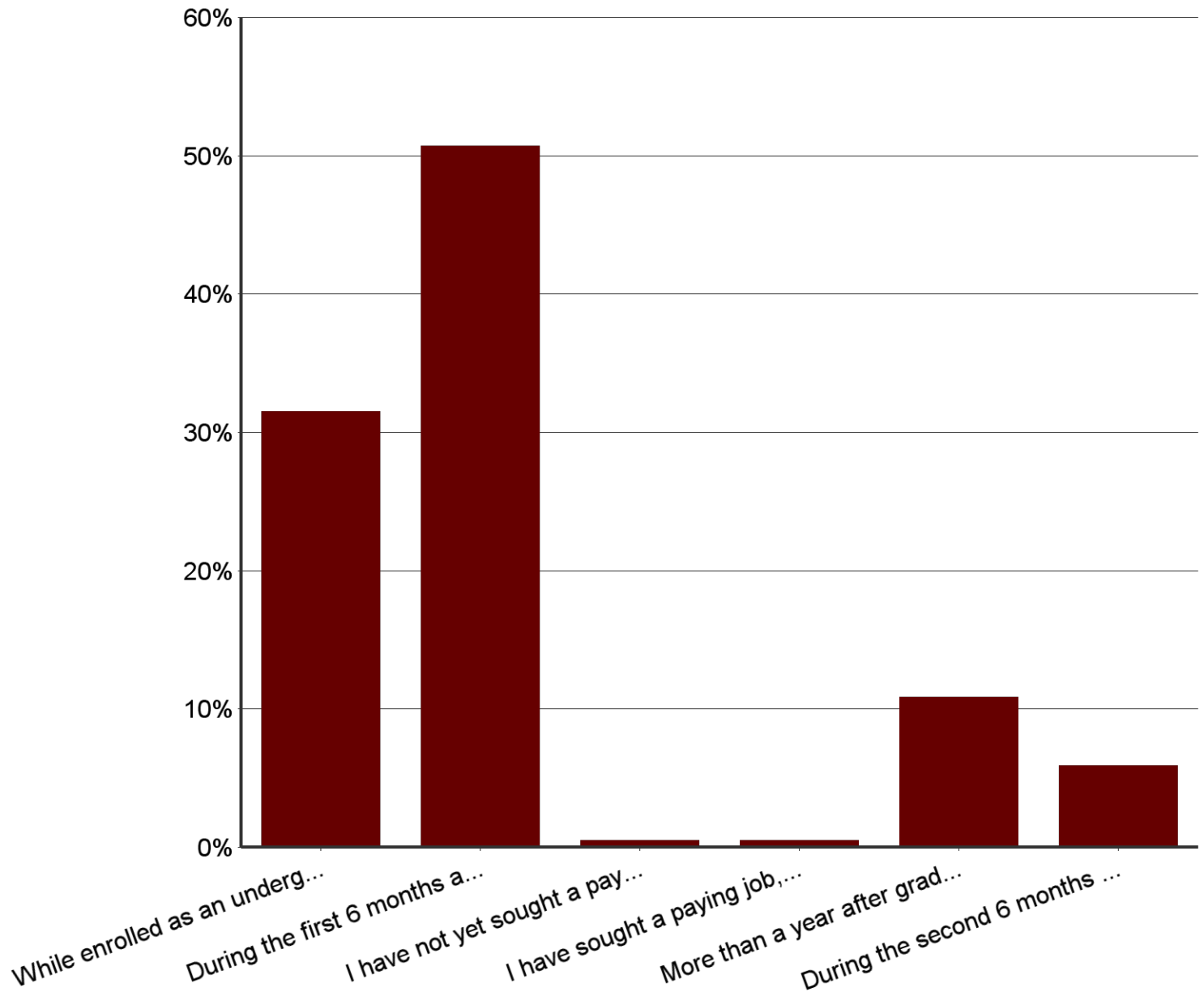
College of Charleston 2016 Alumni Survey Results: Class of 2012-2013 Respondents' Number of Full-Time Jobs Since Graduation



Respondents' Number of Full-Time Jobs Since Graduation	N	%
0	9	4.09%
1	77	35.00%
2	84	38.18%
3	34	15.45%
4	12	5.45%
5 or more	4	1.82%
Total	220	100.00%

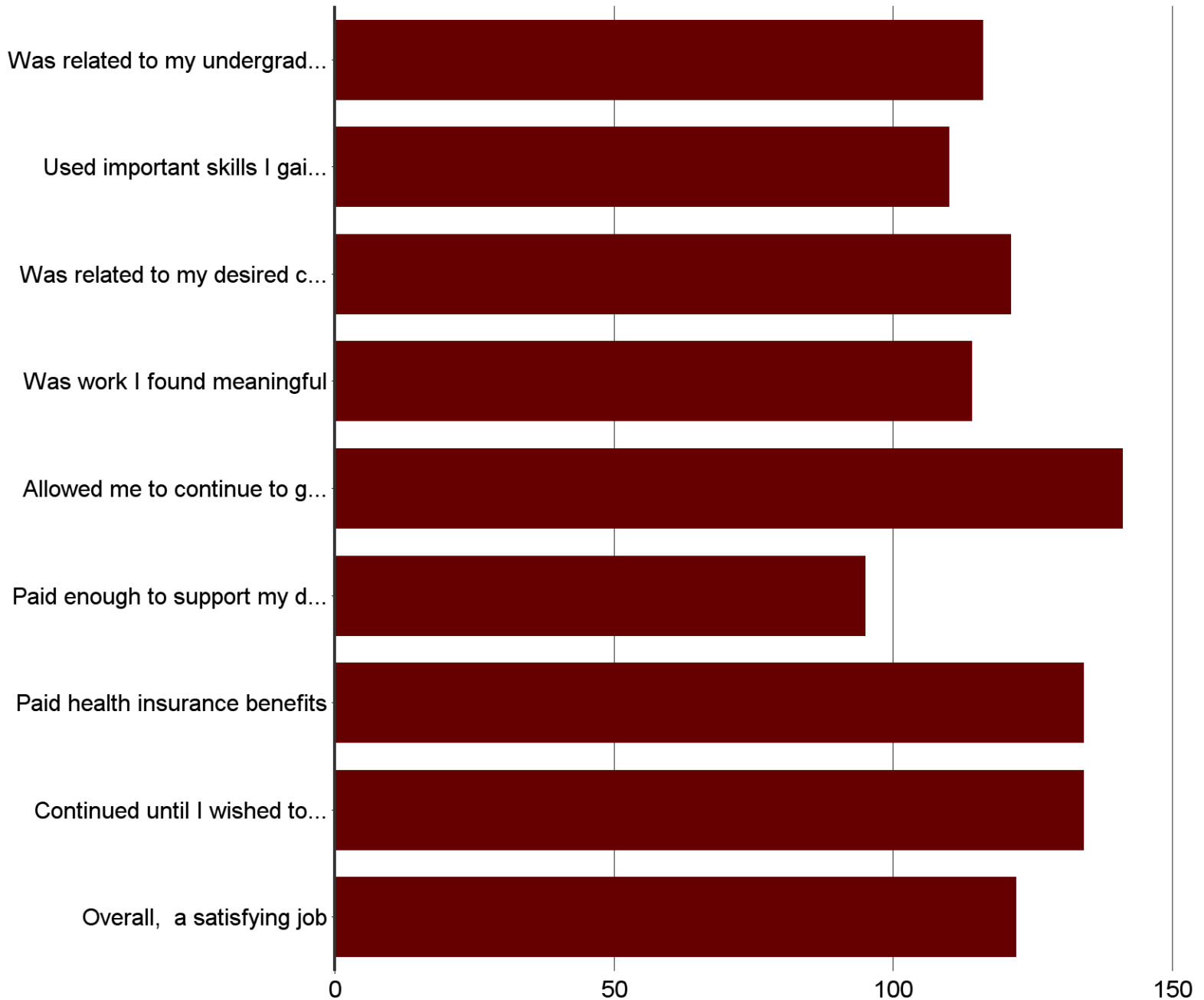
College of Charleston 2016 Survey Results: Class of 2012-2013

Time Taken for Respondents to Find First Full-Time Job After Graduation



Time Taken for Respondents to Find First Full-Time Job After Graduation	N	%
While enrolled as an undergraduate	64	31.53%
During the first 6 months after graduation	103	50.74%
I have not yet sought a paying job; I am a full-time student or engaged in other activities	1	0.49%
I have sought a paying job, but I have not yet found one	1	0.49%
More than a year after graduation	22	10.84%
During the second 6 months after graduation	12	5.91%
Total	203	100.00%

College of Charleston 2016 Alumni Survey Results: Class of 2012-2013 Respondents' First Full-Time Job

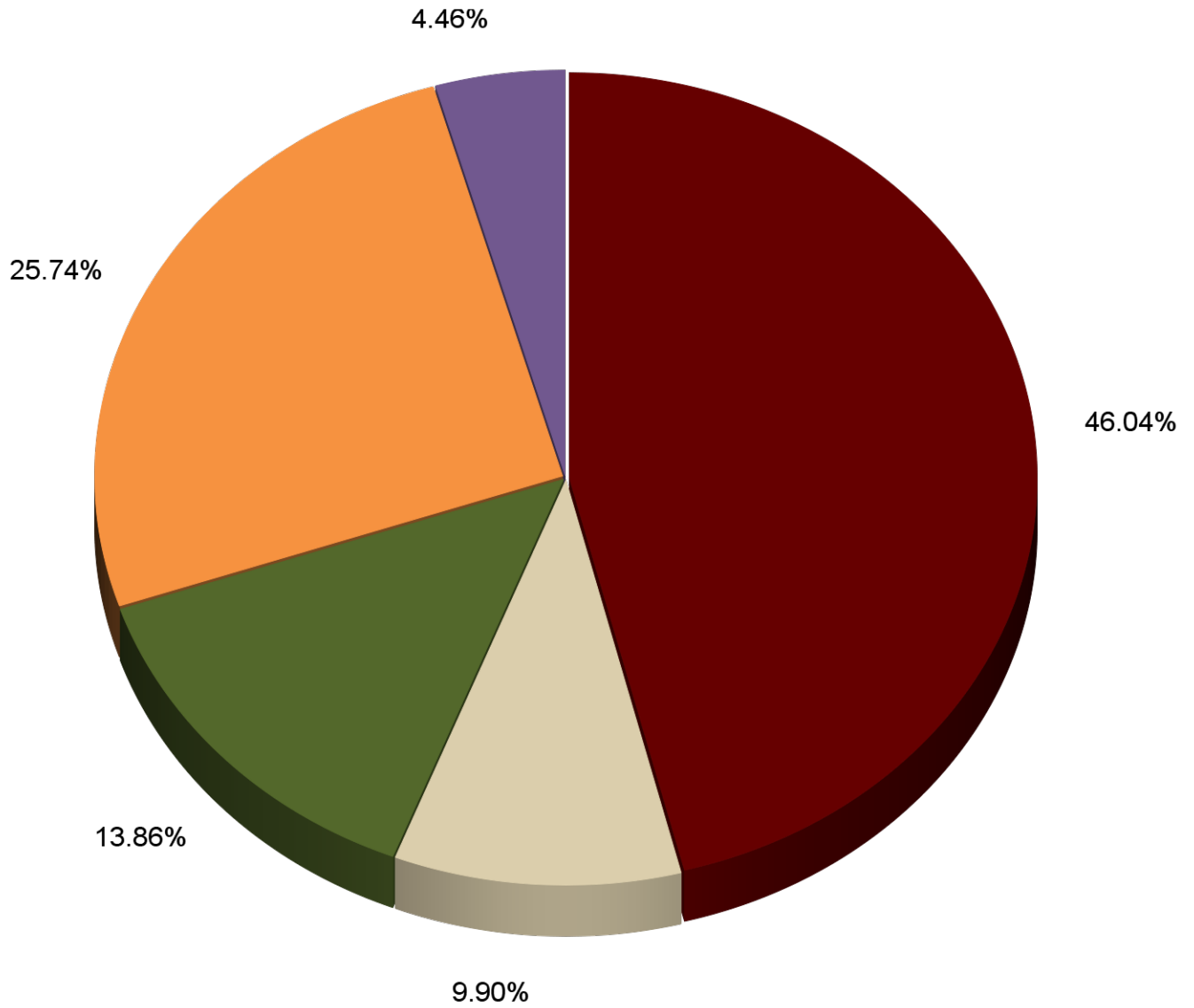


First Full-Time Job	N
Was related to my undergraduate major	116
Used important skills I gained as an undergraduate	110
Was related to my desired career path	121
Was work I found meaningful	114
Allowed me to continue to grow and learn	141
Paid enough to support my desired lifestyle	95
Paid health insurance benefits	134
Continued until I wished to leave	134
Overall, a satisfying job	122

College of Charleston 2016 Alumni Survey Results: Class of 2012-2013

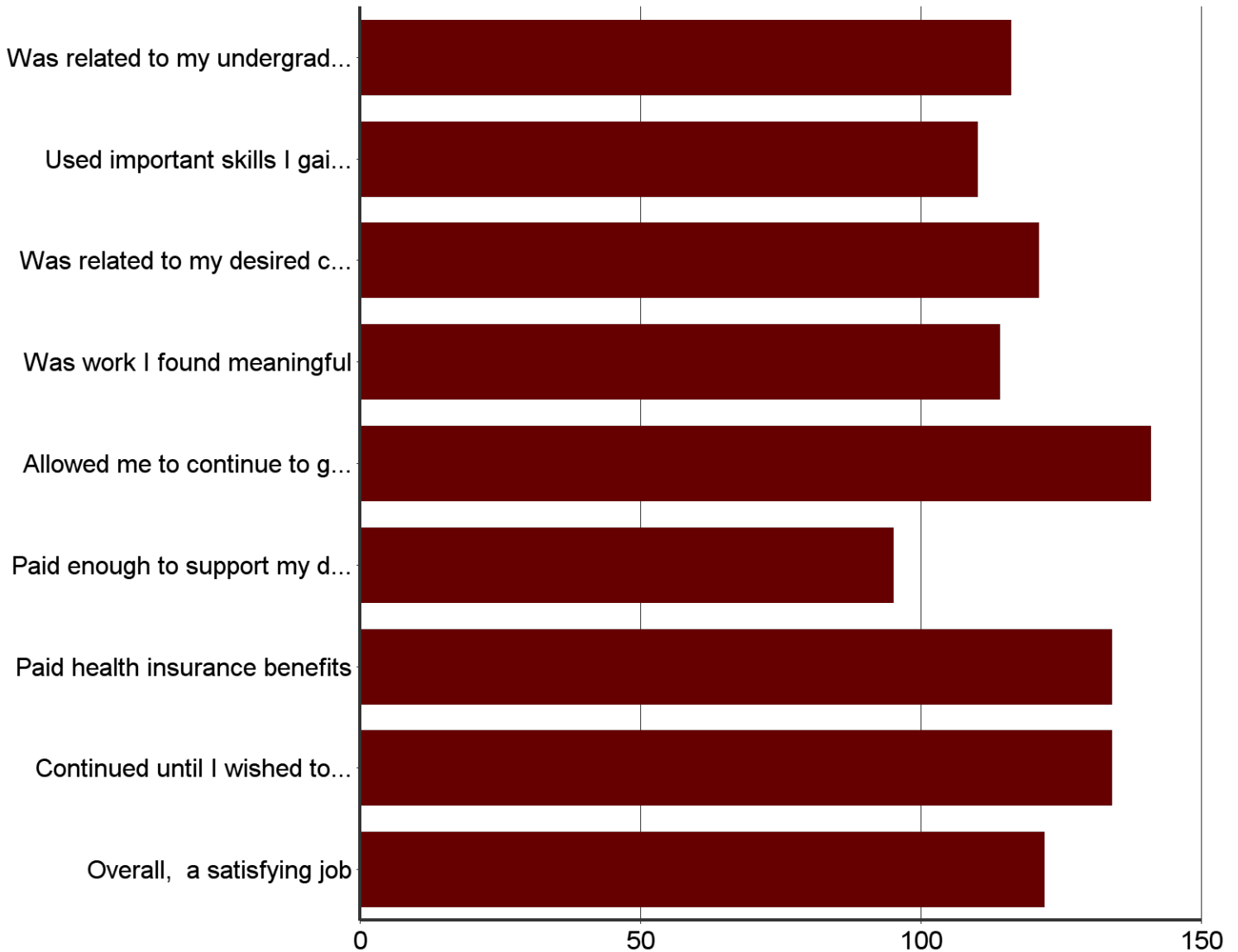
Location of Respondents' First Full-Time Job After Graduation

■ S.C. - Tri-county
 ■ S.C. - outside tri-county
 ■ Southeast - outside S.C.
 ■ US - outside southeast
 ■ Overseas



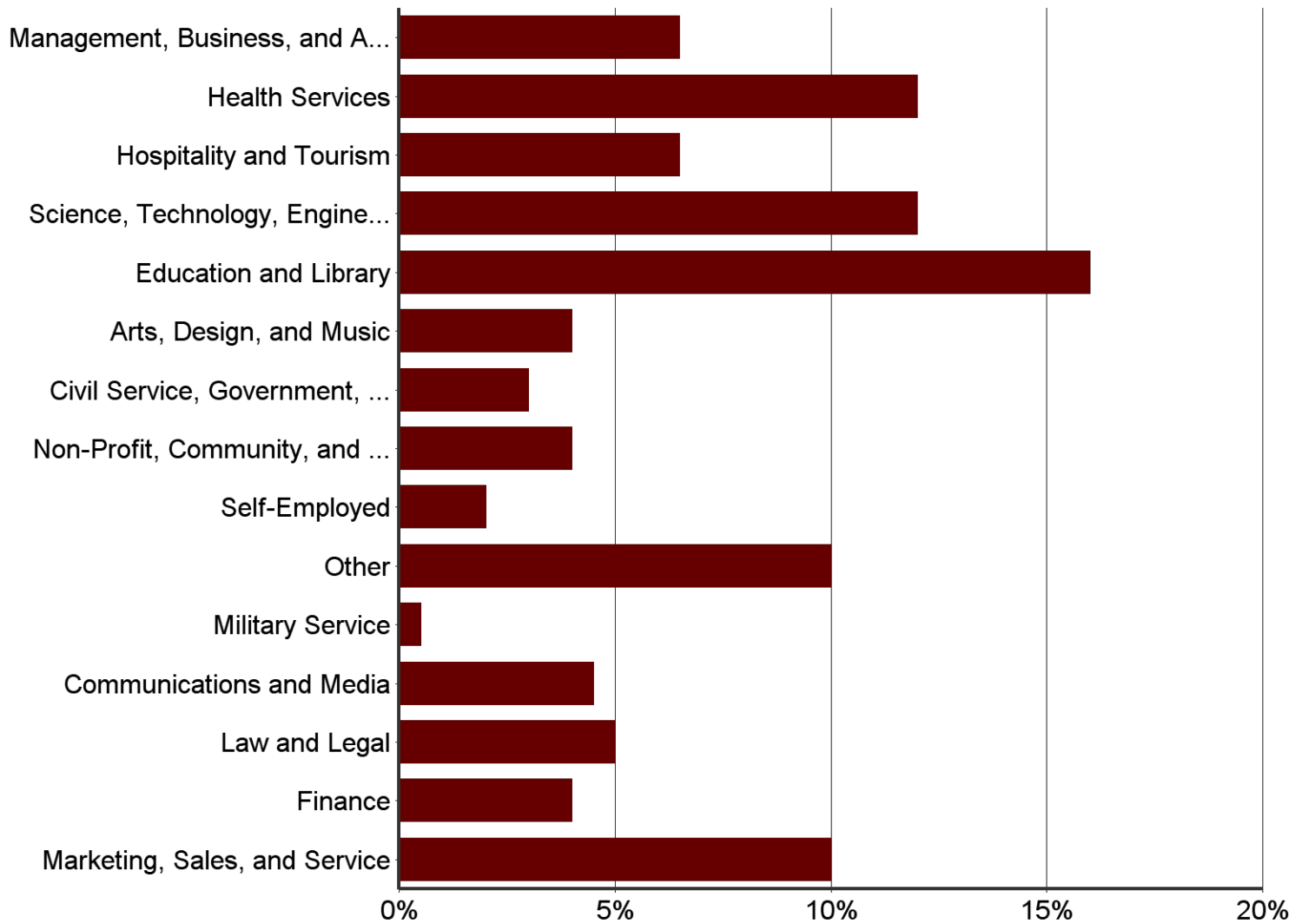
Location of Respondents' First Full-Time Job	N	%
S.C. - Tri-county	93	46.04%
S.C. - outside tri-county	20	9.90%
Southeast - outside S.C.	28	13.86%
US - outside southeast	52	25.74%
Overseas	9	4.46%
Total	202	100.00%

College of Charleston 2016 Alumni Survey Results: Class of 2012-2013 Respondents' Current Job



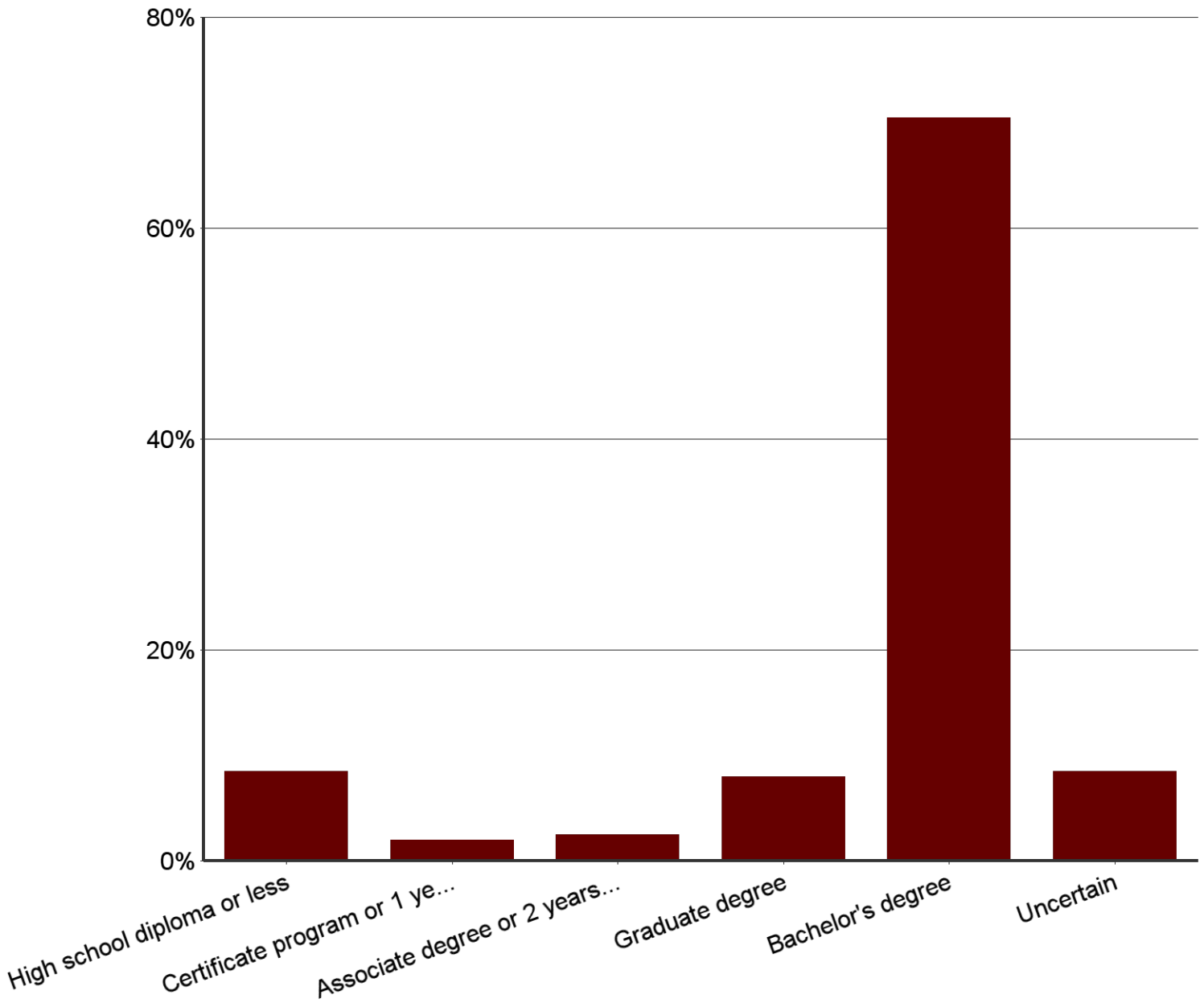
Respondents' Current Job	N
Is related to my undergraduate major	75
Uses important skills I gained as an undergraduate	96
Is related to my desired career path	95
Is work I find meaningful	98
Allows me to continue to grow and learn	105
Pays enough to support my desired lifestyle	80
Pays health insurance benefits	89
Is likely to continue until I wish to leave	106
Overall, is a satisfying job	95
I am not currently employed	10

College of Charleston 2016 Alumni Survey Results: Class of 2012-2013 Respondents' Current Employment



Respondents' Current Employment		N	%
Management, Business, and Administration		13	6.50%
Health Services		24	12.00%
Hospitality and Tourism		13	6.50%
Science, Technology, Engineering, and Math		24	12.00%
Education and Library		32	16.00%
Arts, Design, and Music		8	4.00%
Civil Service, Government, and Public Administration		6	3.00%
Non-Profit, Community, and Social Service		8	4.00%
Self-Employed		4	2.00%
Other		20	10.00%
Military Service		1	0.50%
Communications and Media		9	4.50%
Law and Legal		10	5.00%
Finance		8	4.00%
Marketing, Sales, and Service		20	10.00%
Total		200	100.00%

College of Charleston 2016 Alumni Survey Results: Class of 2012-2013 Minimum Educational Requirements for Respondents Current Job

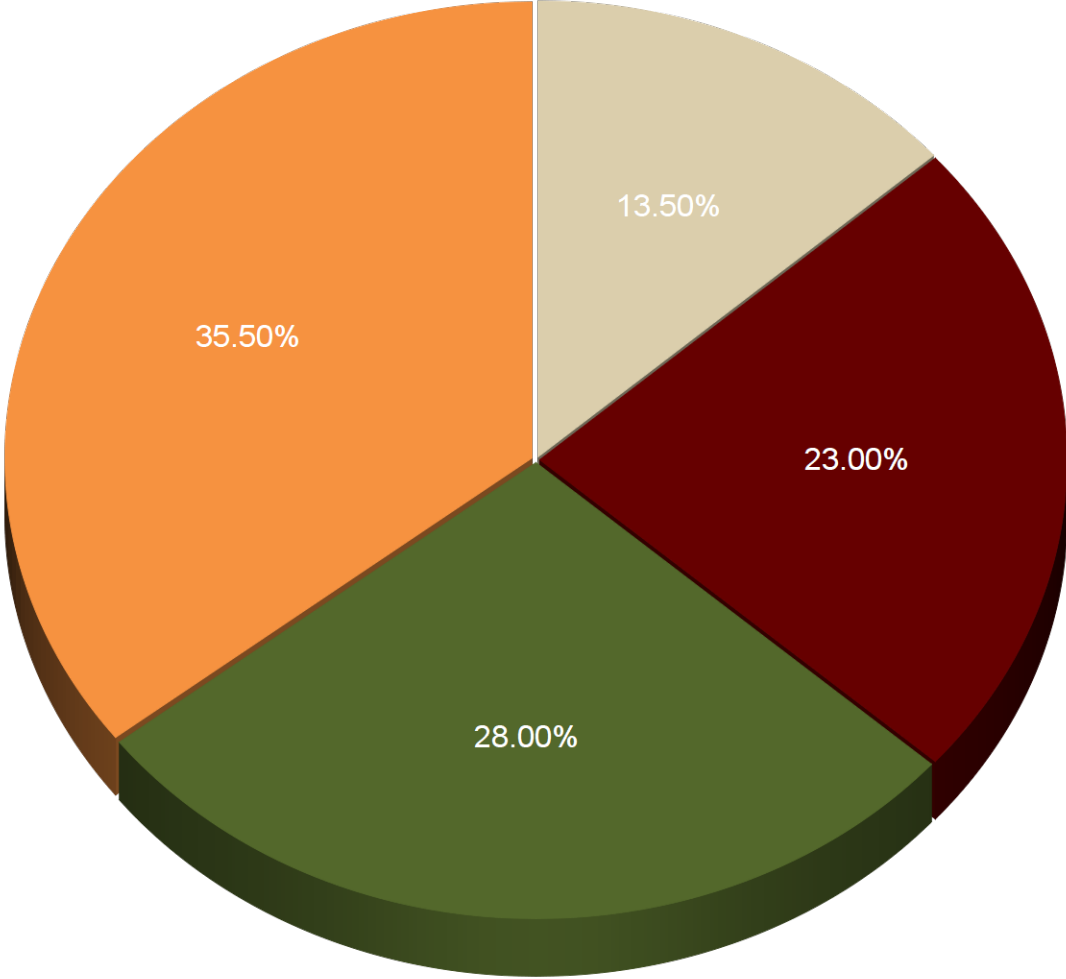


Minimum Education Requirements for Respondents' Job	N	%
High school diploma or less	17	8.50%
Certificate program or 1 year of college	4	2.00%
Associate degree or 2 years of college	5	2.50%
Graduate degree	16	8.00%
Bachelor's degree	141	70.50%
Uncertain	17	8.50%
Total	200	100.00%

College of Charleston 2016 Alumni Survey: Class of 2012-2013

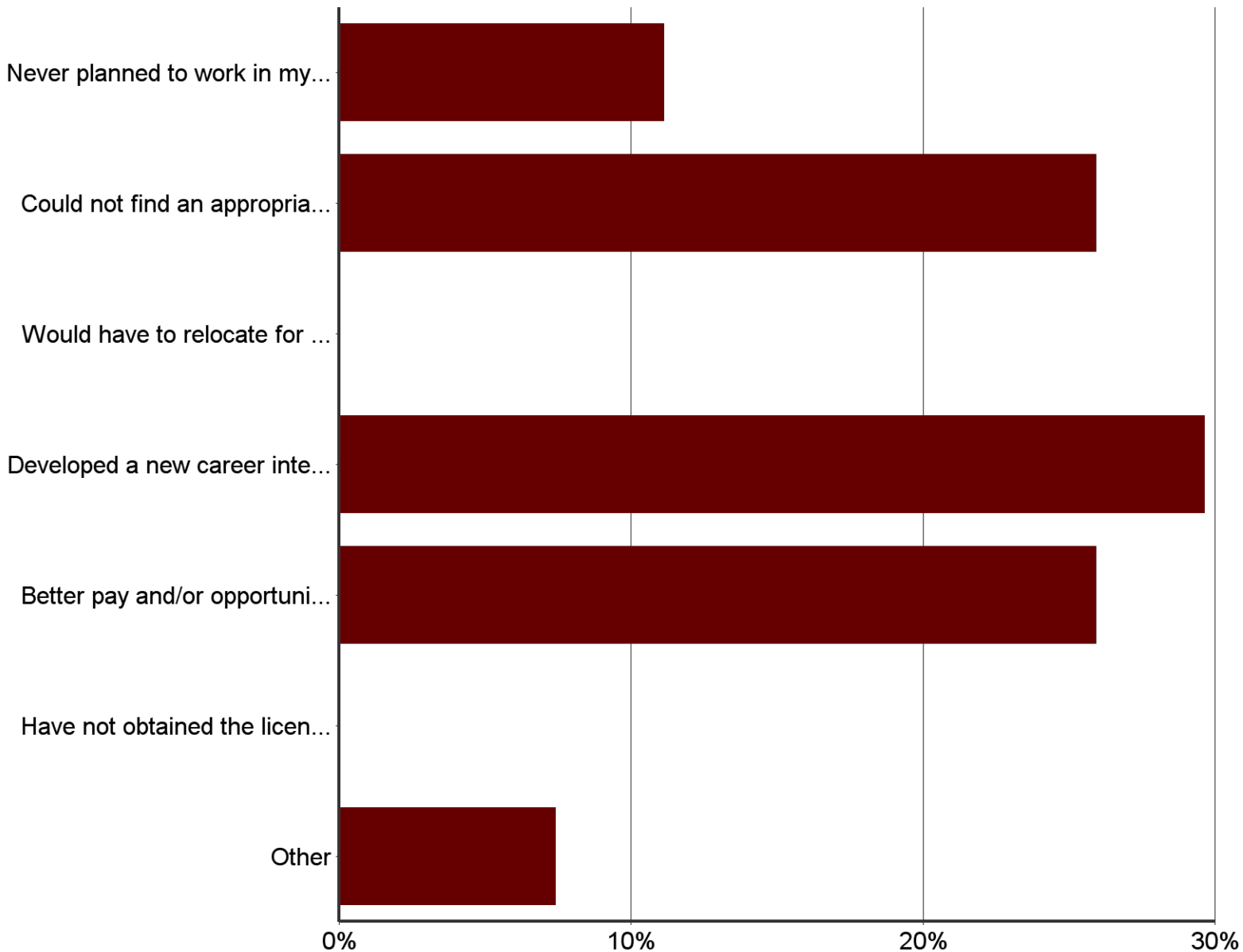
Relationship Between Respondents' Major and Current Employment

Not related
 Slightly related
 Moderately related
 Highly related



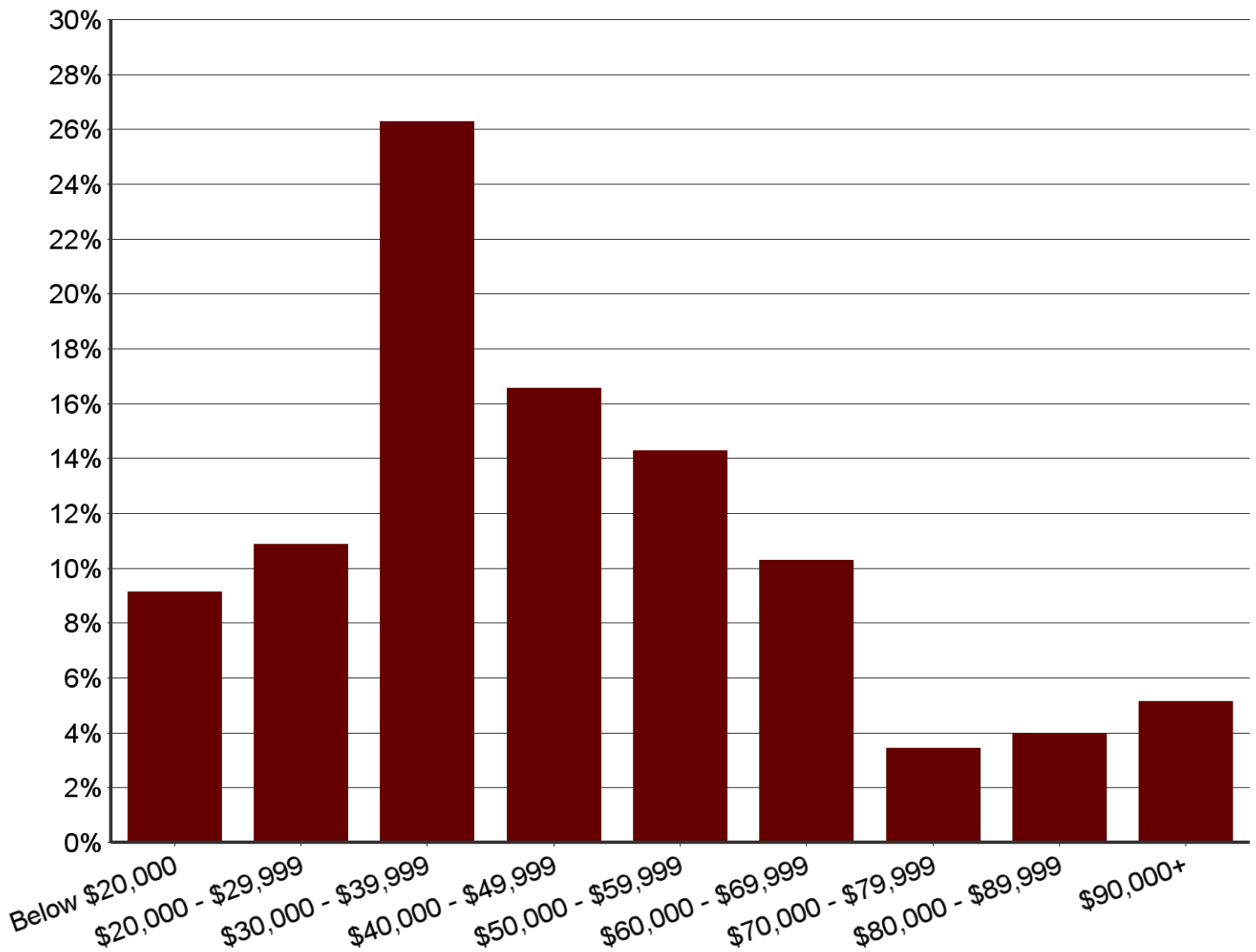
Relationship Between Respondents' Major and Current Employment	N	%
Not related	27	13.50%
Slightly related	46	23.00%
Moderately related	56	28.00%
Highly related	71	35.50%
Total	200	100.00%

College of Charleston 2016 Alumni Survey Results: Class of 2012-2013 Reason Respondents' Current Job is Not Related to Their Major



Reason Respondents' Current Job is Not Related to Their Major	N	%
Never planned to work in my field	3	11.11%
Could not find an appropriate job in my field	7	25.93%
Would have to relocate for a job in my field	0	0.00%
Developed a new career interest	8	29.63%
Better pay and/or opportunity for advancement outside of my field	7	25.93%
Have not obtained the licensure, registration, or certification required for my field	0	0.00%
Other	2	7.41%
Total	27	100.00%

College of Charleston 2016 Alumni Survey Results: Class of 2012-2013 Respondents' Current Annual Income Range

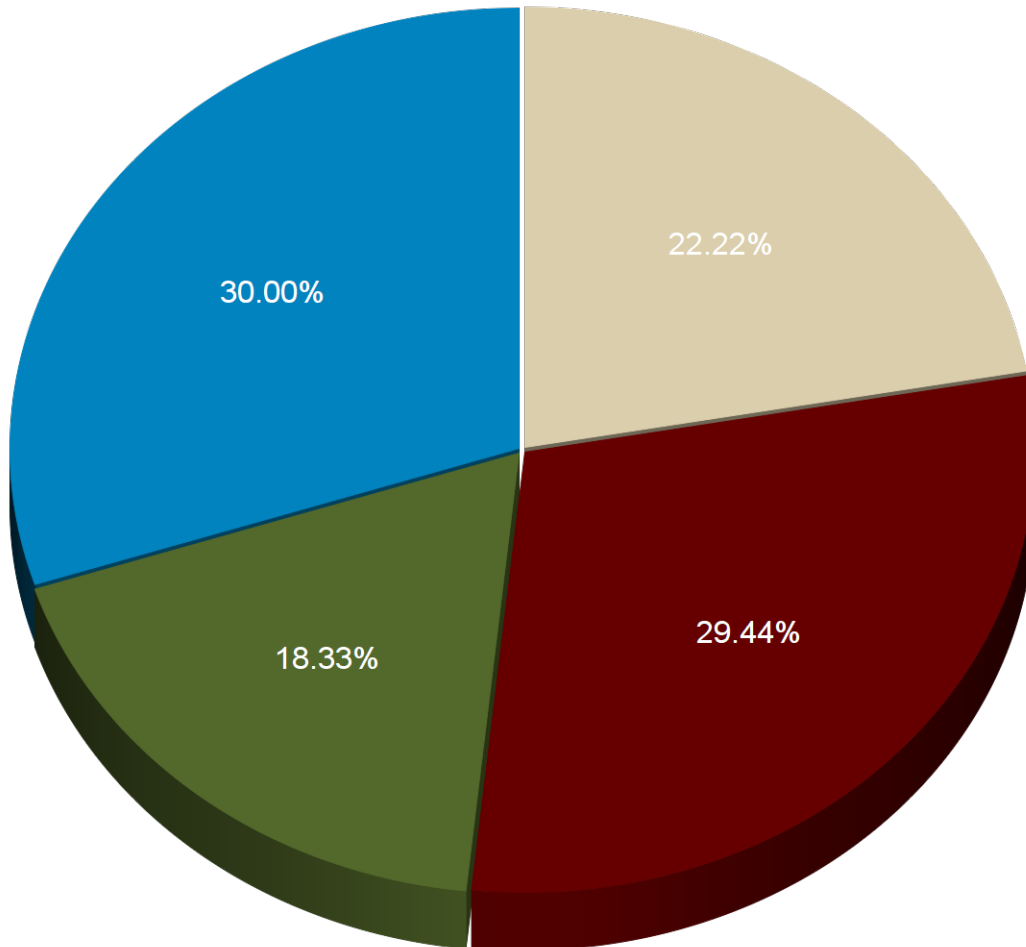


Respondents' Current Annual Income Range	N	%
Below \$20,000	16	9.14%
\$20,000 - \$29,999	19	10.86%
\$30,000 - \$39,999	46	26.29%
\$40,000 - \$49,999	29	16.57%
\$50,000 - \$59,999	25	14.29%
\$60,000 - \$69,999	18	10.29%
\$70,000 - \$79,999	6	3.43%
\$80,000 - \$89,999	7	4.00%
\$90,000+	9	5.14%
Total	175	100.00%

College of Charleston 2016 Alumni Survey Results: Class of 2012-2013

Time Dedicated to Respondents' Job Search Before Obtaining Current Job

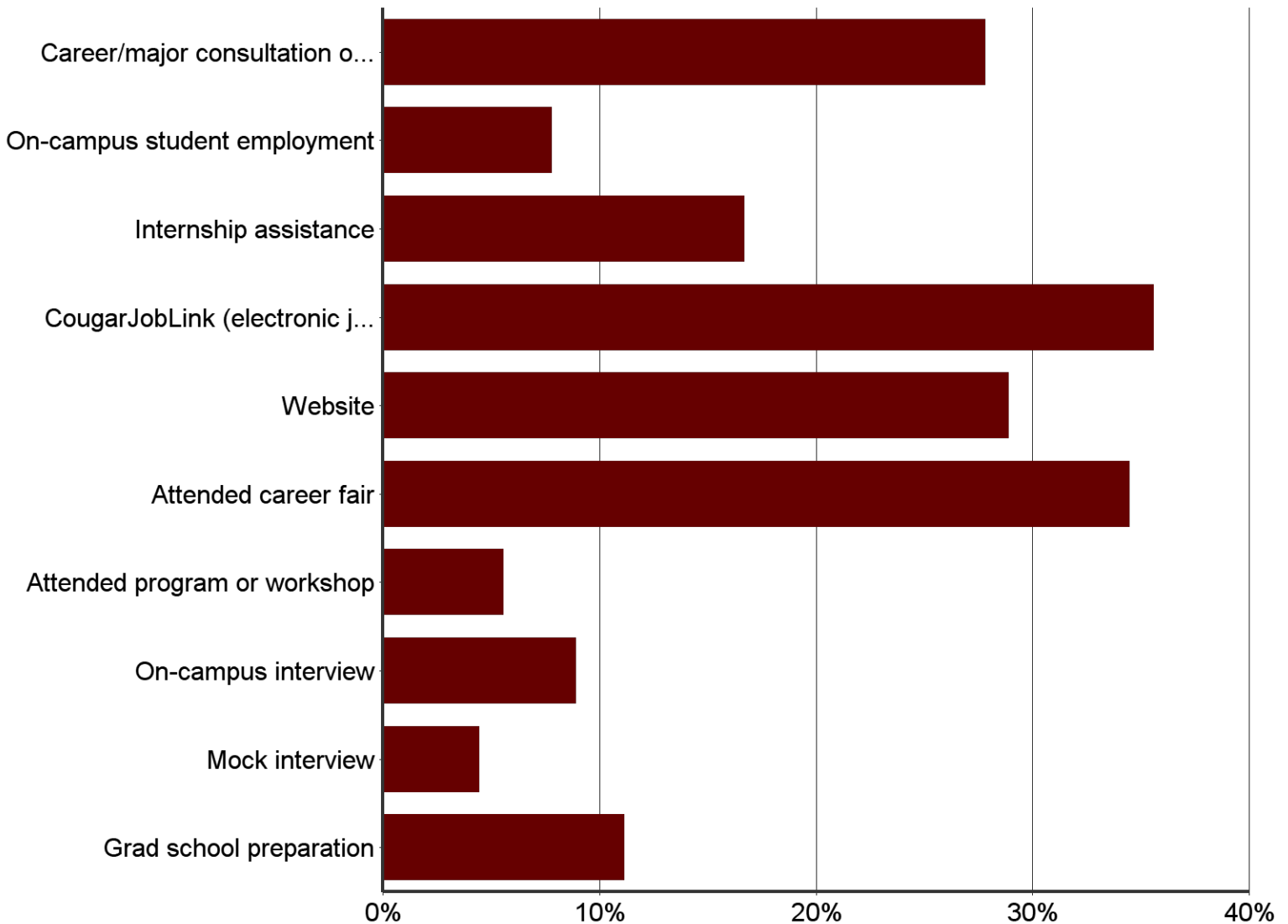
■ Less Than 1 hour per week
 ■ 1-2 hours per week
 ■ 3-4 hours per week
 ■ 5 or more hours per week



Time Dedicated to Respondents' Job Search Before Obtaining Current Job	N	%
< 1 hour per week	40	22.22%
1-2 hours per week	53	29.44%
3-4 hours per week	33	18.33%
5 or more hours per week	54	30.00%
Total	180	100.00%

College of Charleston 2016 Alumni Survey Results: Class of 2012-2013

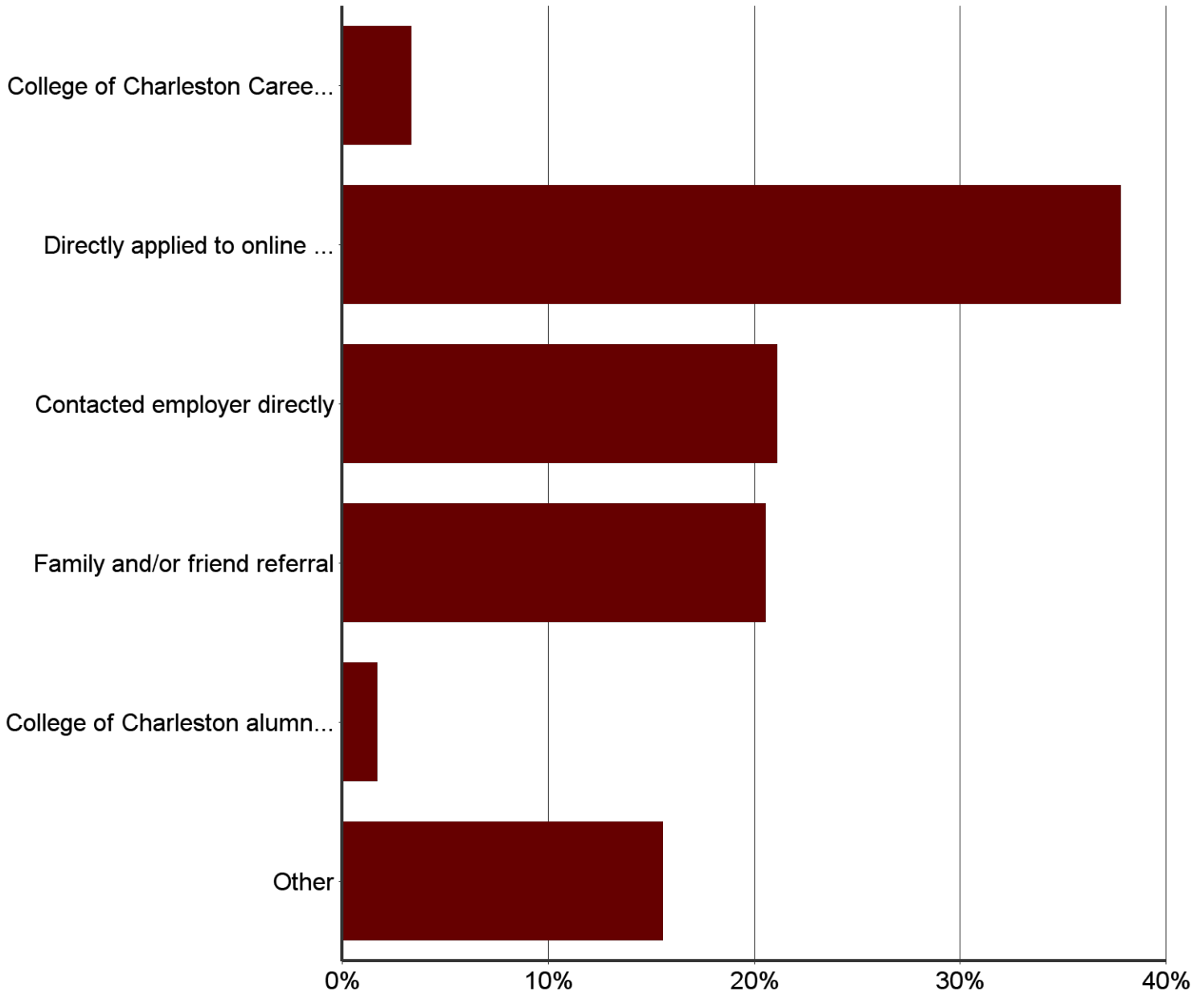
Career Center Services Used by Respondents



Career Center Service Used by Respondents	N	%
Career/major consultation or meeting with staff	25	27.78%
On-campus student employment	7	7.78%
Internship assistance	15	16.67%
CougarJobLink (electronic job posting)	32	35.56%
Website	26	28.89%
Attended career fair	31	34.44%
Attended program or workshop	5	5.56%
On-campus interview	8	8.89%
Mock interview	4	4.44%
Grad school preparation	10	11.11%
Total	163	100.00%

College of Charleston 2016 Alumni Survey Results: Class of 2012-2013

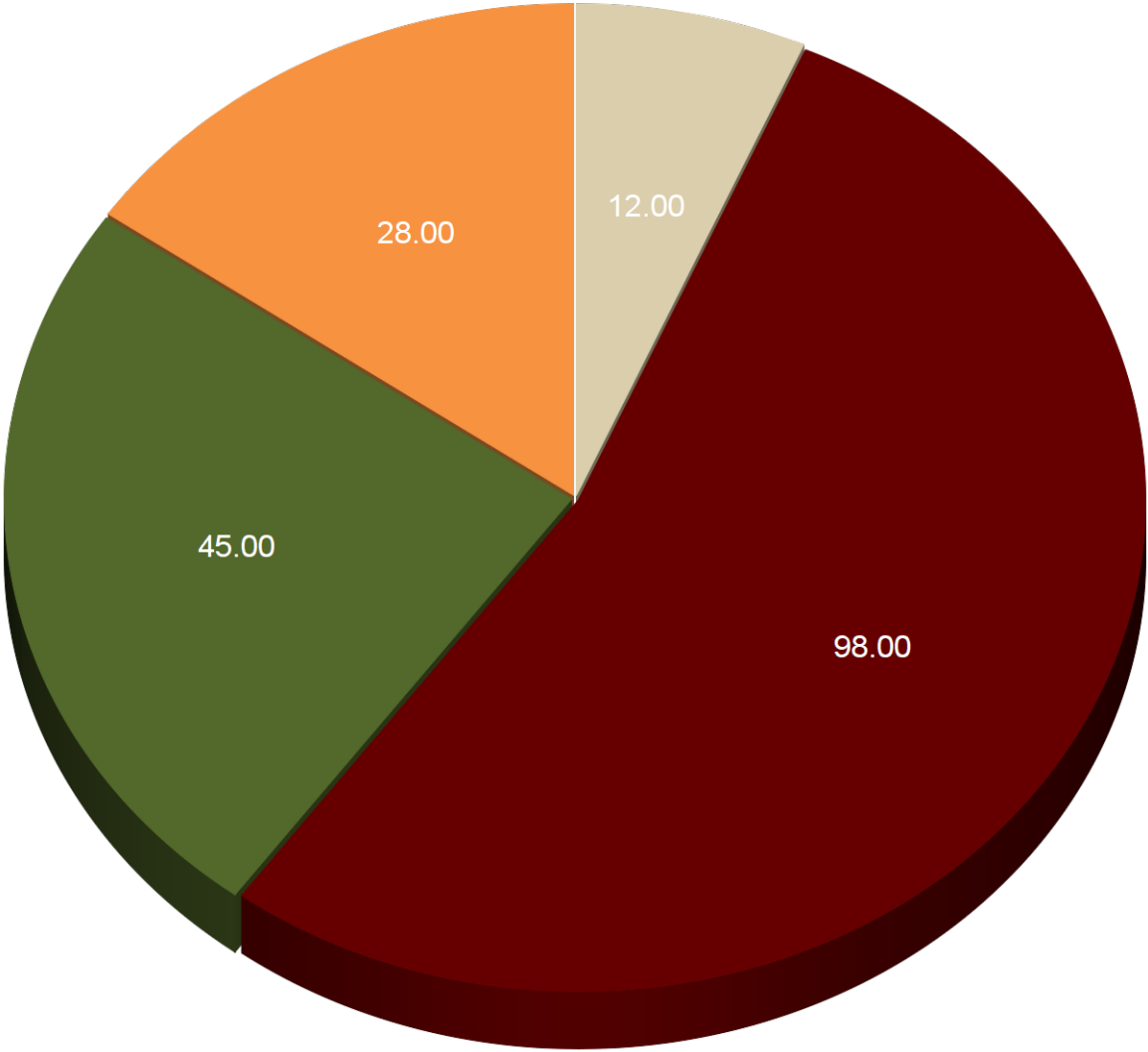
Method Used by Respondents to Secure Current Job



Primary Method Respondents Used to Secure Current Job	N	%
College of Charleston Career Center (CougarJobLink, Career Fair, on-campus interviews)	6	3.33%
Directly applied to online posting via company website or other job search	68	37.78%
Contacted employer directly	38	21.11%
Family and/or friend referral	37	20.56%
College of Charleston alumni and/or employee of the College assisted to secure interview/job	3	1.67%
Other	28	15.56%
Total	180	100.00%

College of Charleston 2016 Alumni Survey Results: Class of 2012-2013 Number of Interviews Respondents' Participated in While Job-Searching

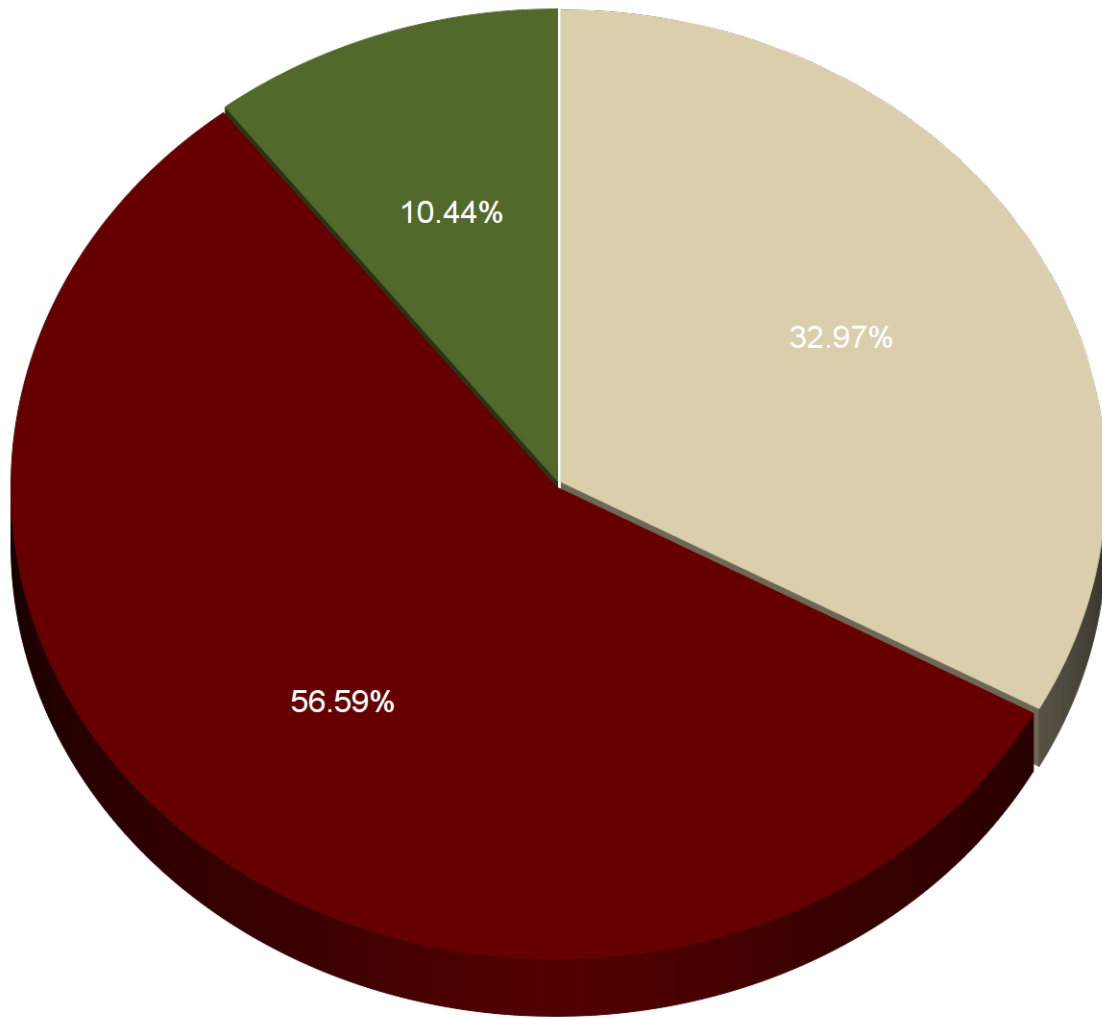
0 1-2 3-4 5 or more



Number of Interviews Respondents' Participated in While Job-Searching	N	%
0	12	6.56%
1-2	98	53.55%
3-4	45	24.59%
5 or more	28	15.30%
Total	183	100.00%

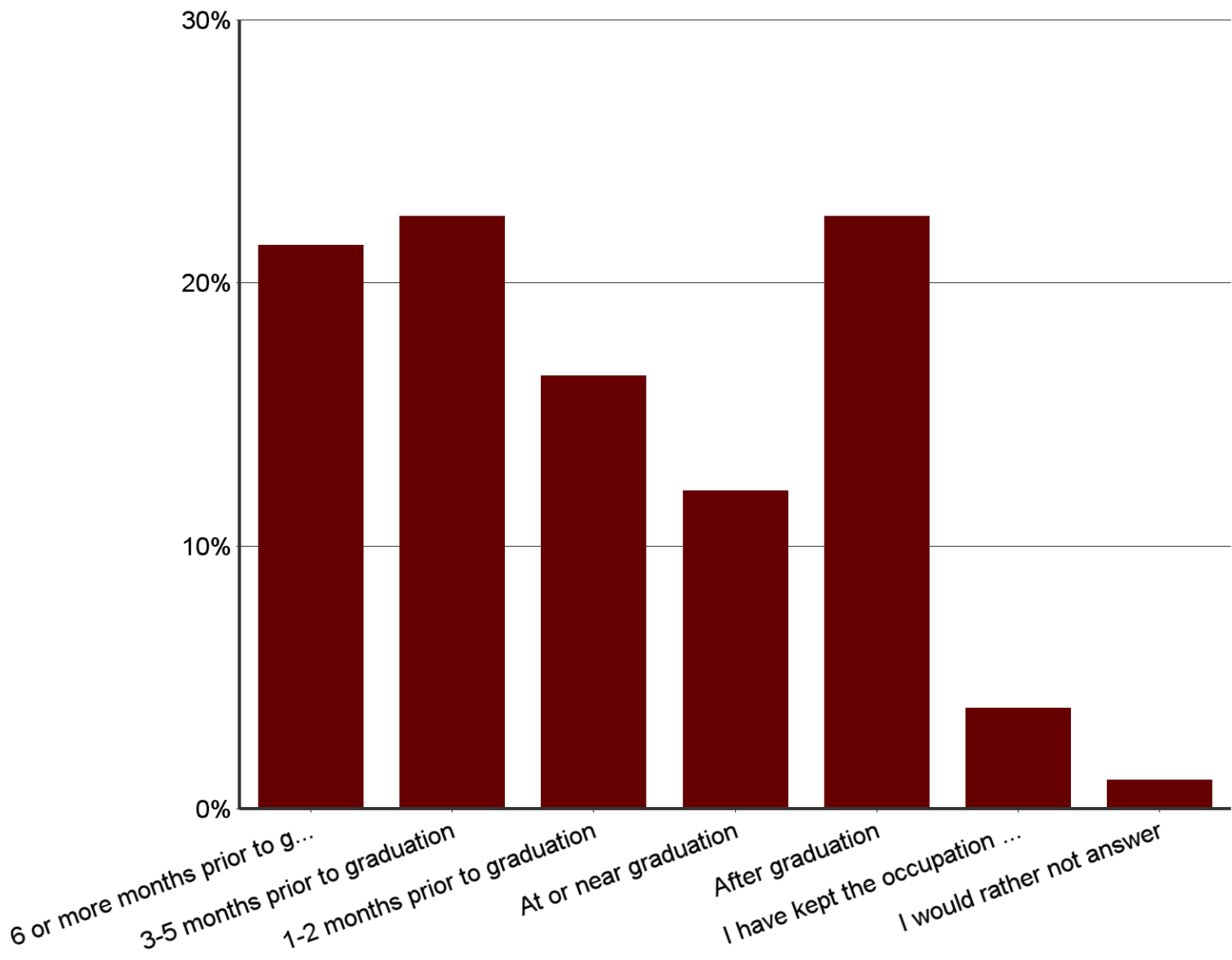
College of Charleston 2016 Alumni Survey Results: Class of 2012-2013 Number of Job Offers Respondents' Received for Full-Time Employment Prior To Graduation

0 1-2 3-4



Number of Job Offers Respondents' Received for Full-Time Employment Prior to Graduation	N	%
0	60	32.97%
1-2	103	56.59%
3-4	19	10.44%
5 or more	0	0.00%
Total	182	100.00%

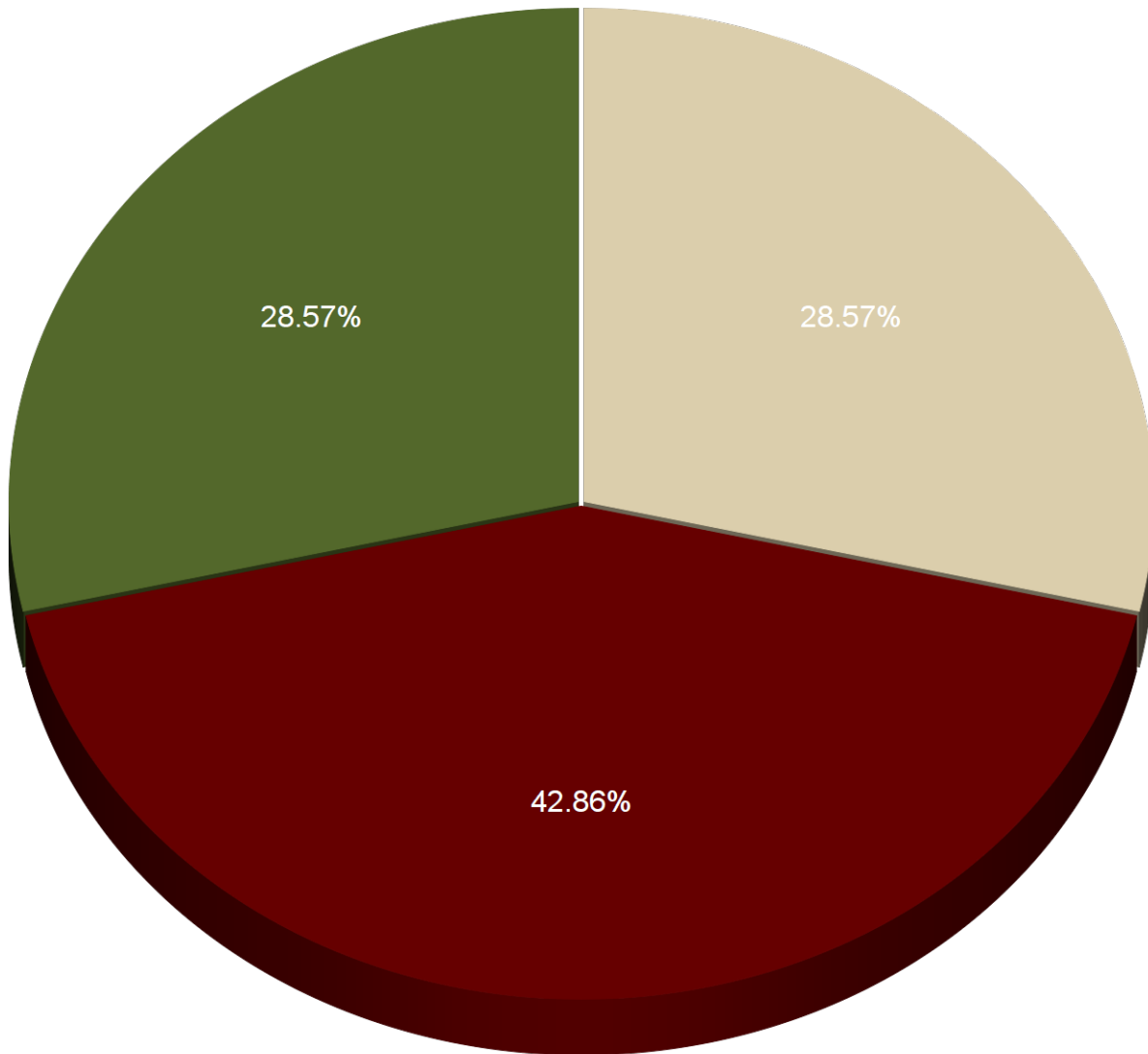
College of Charleston 2016 Alumni Survey Results: Class of 2012-2013 When Respondents' Began Their Job Search



When Respondents Began their Job Search	N	%
6 or more months prior to graduation	39	21.43%
3-5 months prior to graduation	41	22.53%
1-2 months prior to graduation	30	16.48%
At or near graduation	22	12.09%
After graduation	41	22.53%
I have kept the occupation I held prior to graduation or have been promoted	7	3.85%
I would rather not answer	2	1.10%
Total	182	100.00%

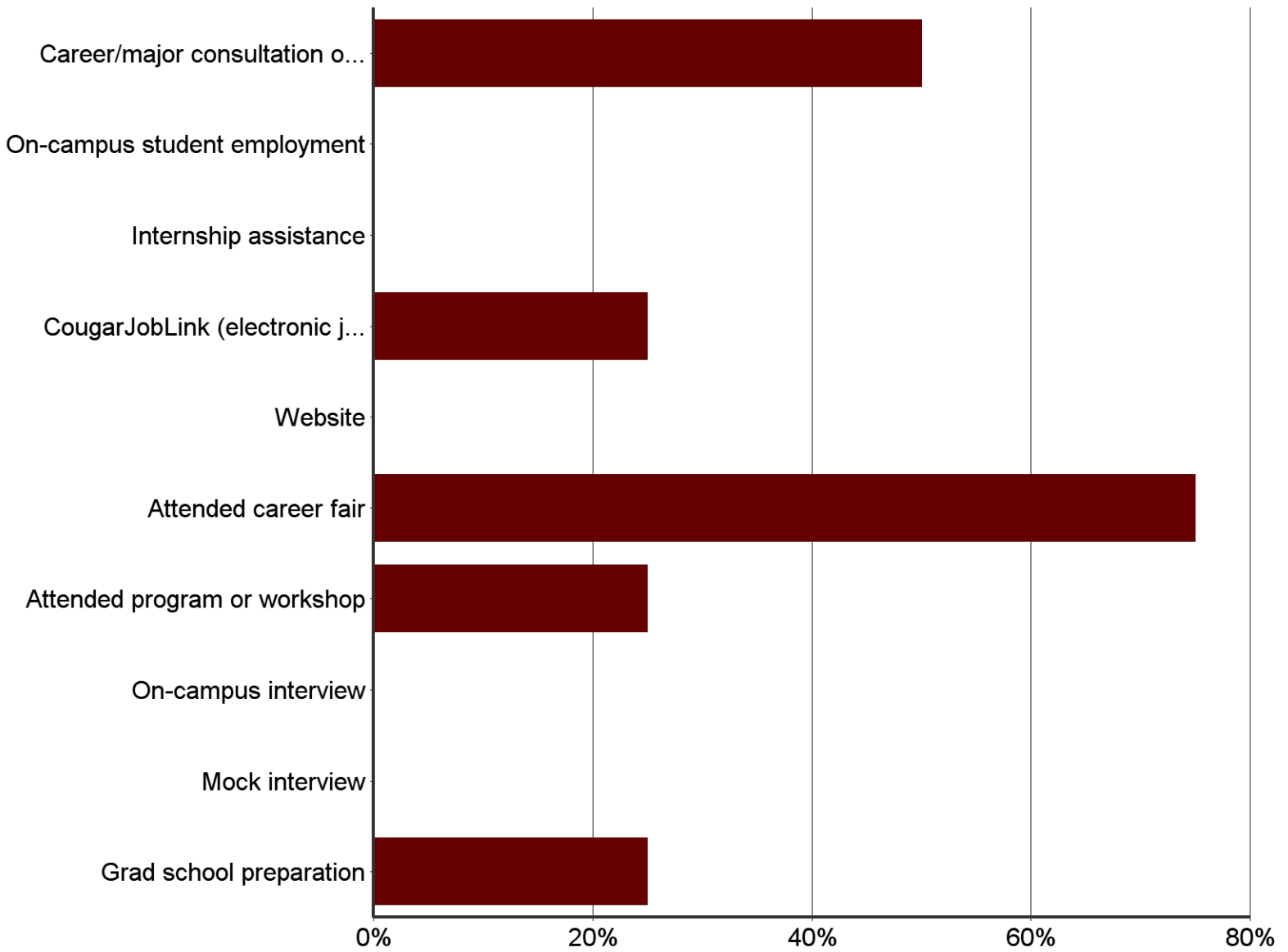
College of Charleston 2016 Alumni Survey Results: Class of 2012-2013 Amount of Time Respondents Who Have Had "0" Full-Time Jobs Since Graduation Dedicated to Their Job Search

Less Than 1 hour per week
 1-2 hours per week
 3-4 hours per week



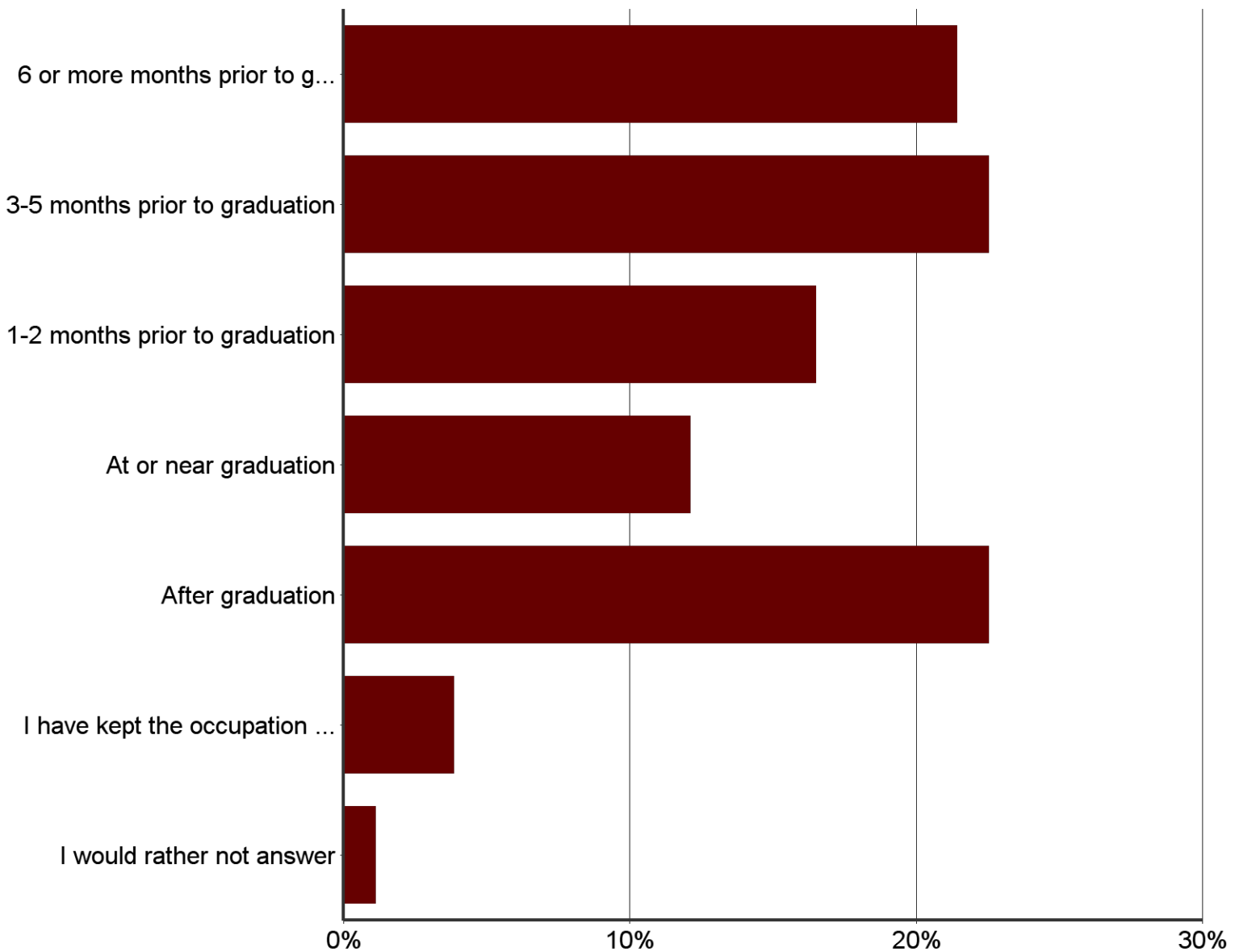
Time Dedicated to Respondents' Job Search	N	%
< 1 hour per week	2	28.57%
1-2 hours per week	3	42.86%
3-4 hours per week	2	28.57%
5 or more hours per week	0	0.00%
Total	7	100.00%

College of Charleston 2016 Alumni Survey Results: Class of 2012-2013 Career Services Used By Respondents Who Have Had "0" Full-Time Jobs Since Graduation



Career Center Services Used by Respondents	N	%
Career/major consultation or meeting with staff	2	50.00%
On-campus student employment	0	0.00%
Internship assistance	0	0.00%
CougarJobLink (electronic job posting)	1	25.00%
Website	0	0.00%
Attended career fair	3	75.00%
Attended program or workshop	1	25.00%
On-campus interview	0	0.00%
Mock interview	0	0.00%
Grad school preparation	1	25.00%
Total	8	100.00%

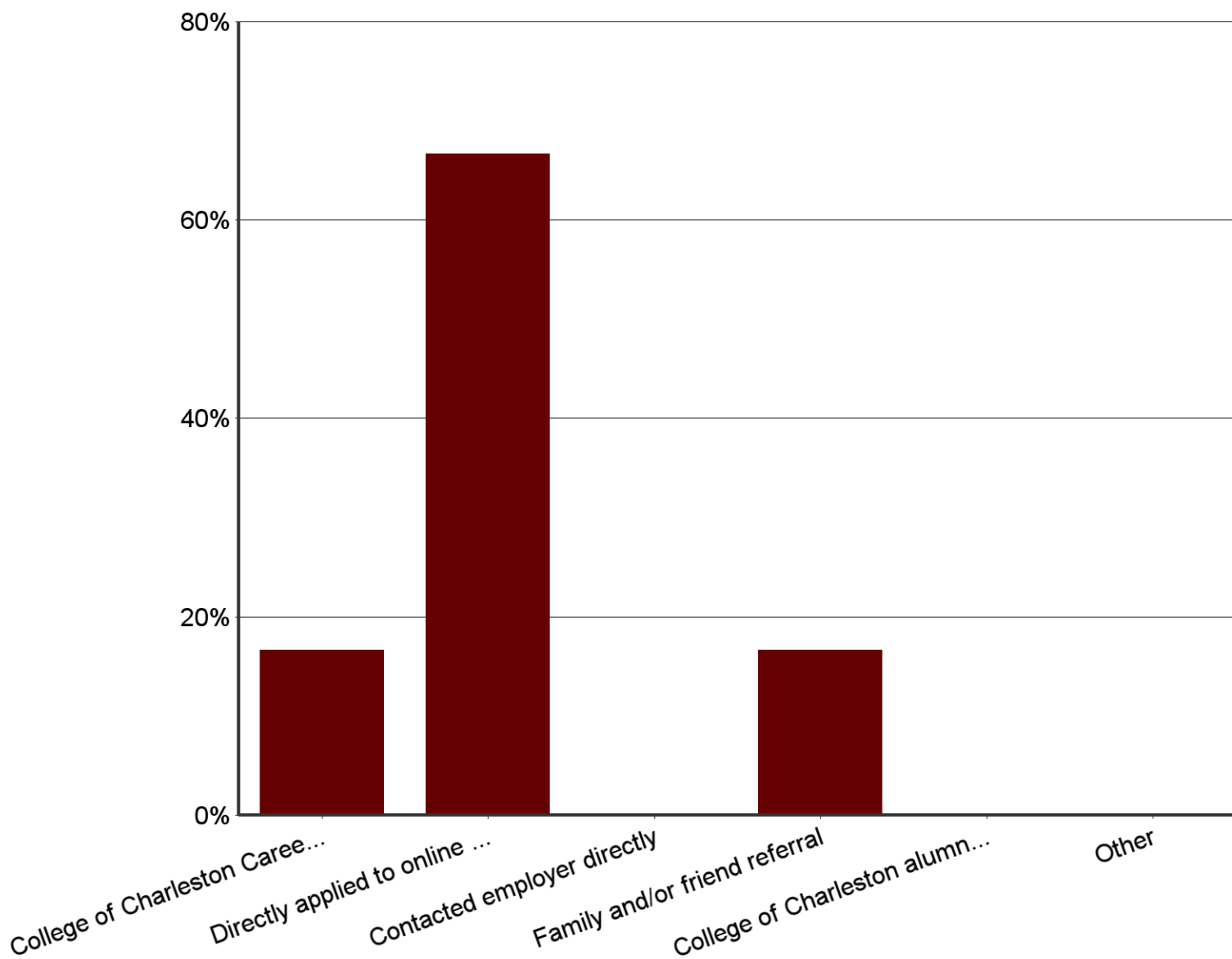
College of Charleston 2016 Alumni Survey Results: Class of 2012-2013 When Respondents Who Have Had "0" Full-Time Jobs Since Graduation Began Their Job Search



When Respondents' Began Job-Searching	N	%
6 or more months prior to graduation	1	16.67%
3-5 months prior to graduation	0	0.00%
1-2 months prior to graduation	0	0.00%
At or near graduation	1	16.67%
After graduation	3	50.00%
I have kept the occupation I held prior to graduation or have been promoted	1	16.67%
I would rather not answer	0	0.00%
Total	6	100.00%

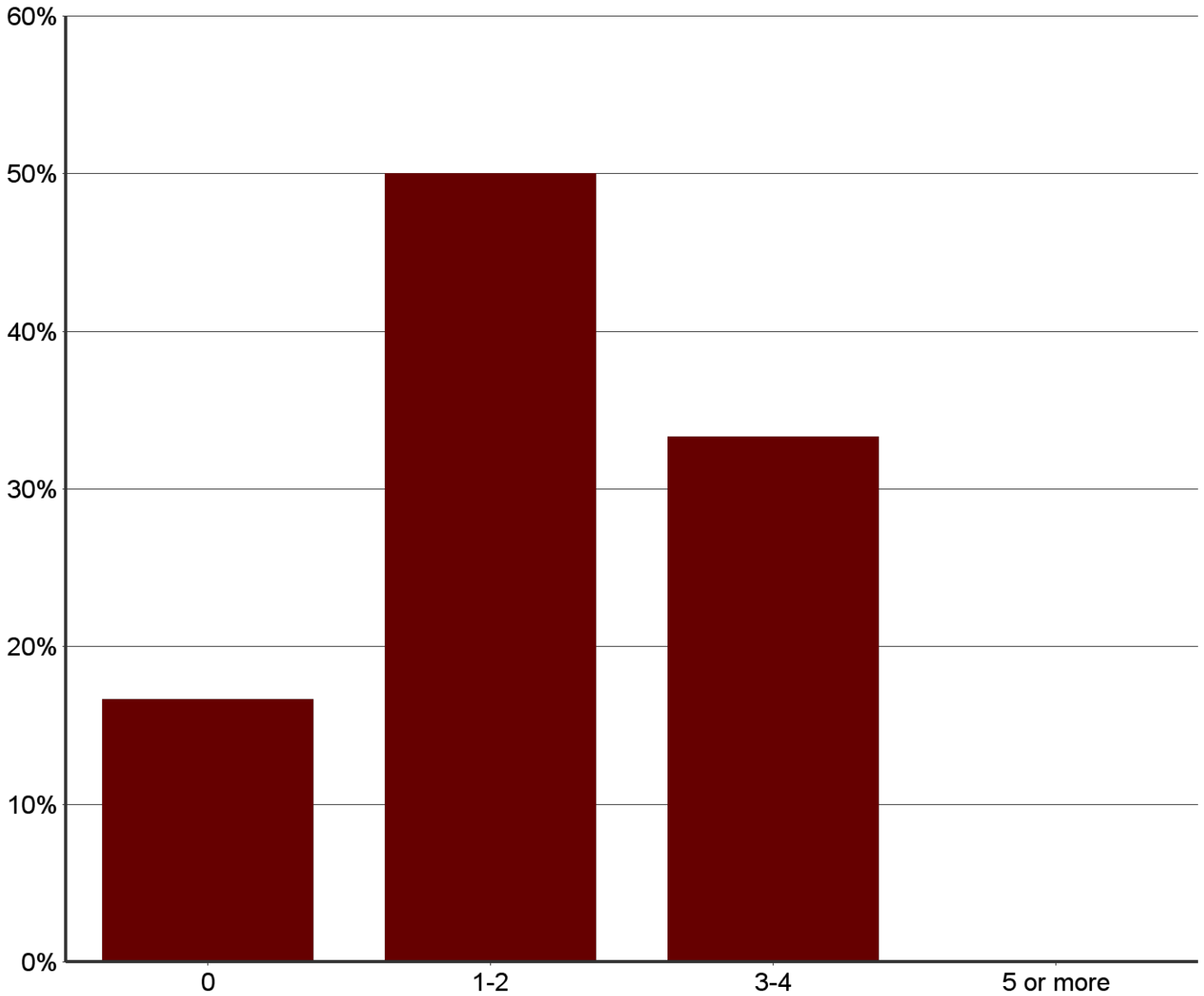
College of Charleston 2016 Alumni Survey Results: Class of 2012-2013 Respondents' Who Have Had "0" Full-Time Jobs Since Graduation

Primary Job Search Method



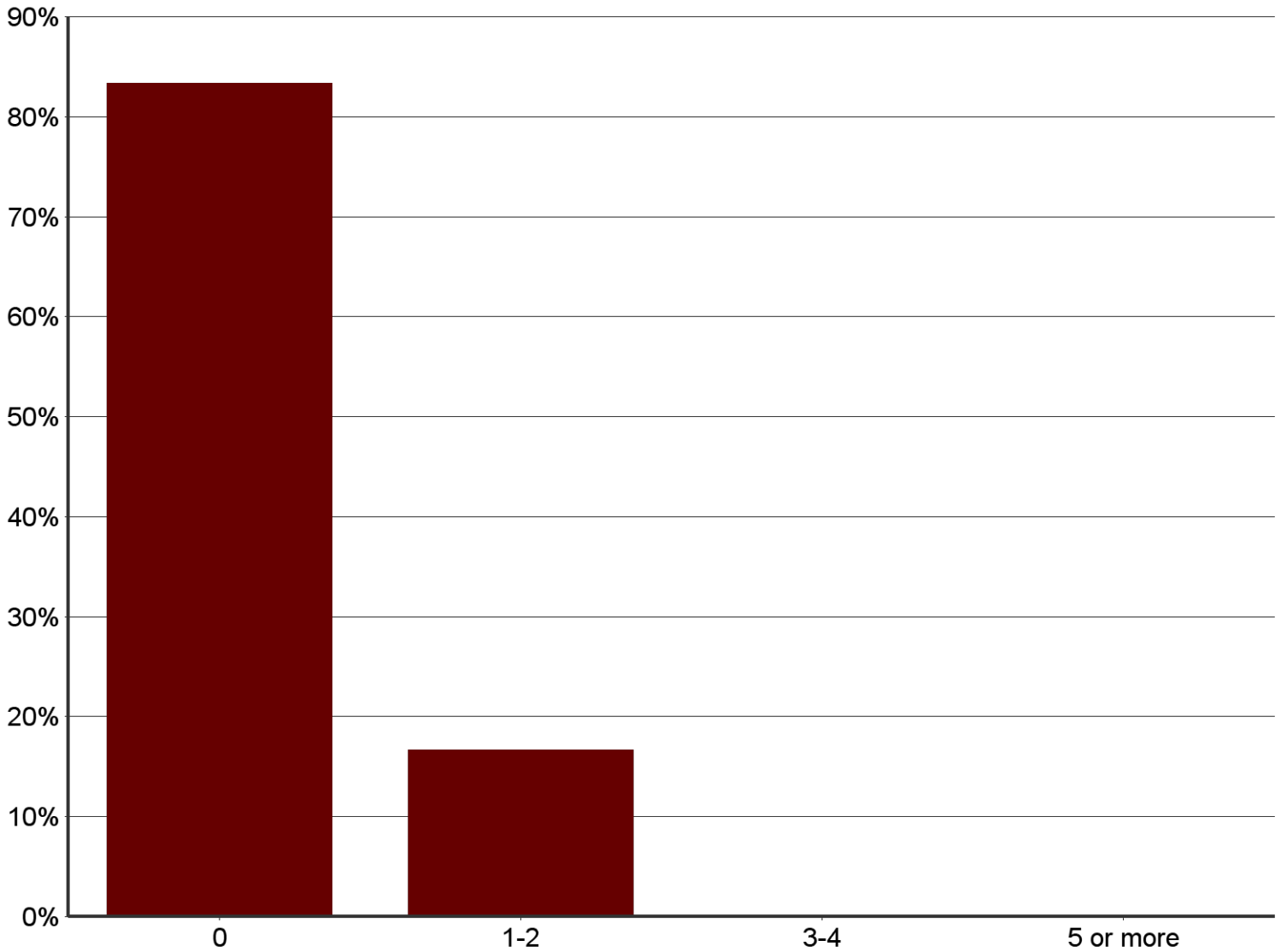
Primary Job Search Method Respondents' Used	N	%
College of Charleston Career Center (CougarJobLink, Career Fair, on-campus interviews)	1	16.67%
Directly applied to online posting via company website or other job search	4	66.67%
Contacted employer directly	0	0.00%
Family and/or friend referral	1	16.67%
College of Charleston alumni and/or employee of the College assisted to secure interview/job	0	0.00%
Other	0	0.00%
Total	6	100.00%

**College of Charleston 2016 Alumni Survey Results: Class of 2012-2013
 Respondents' Who Have Had "0" Full-Time Jobs Since Graduation
 Number of Interviews Participated In During Job Search**



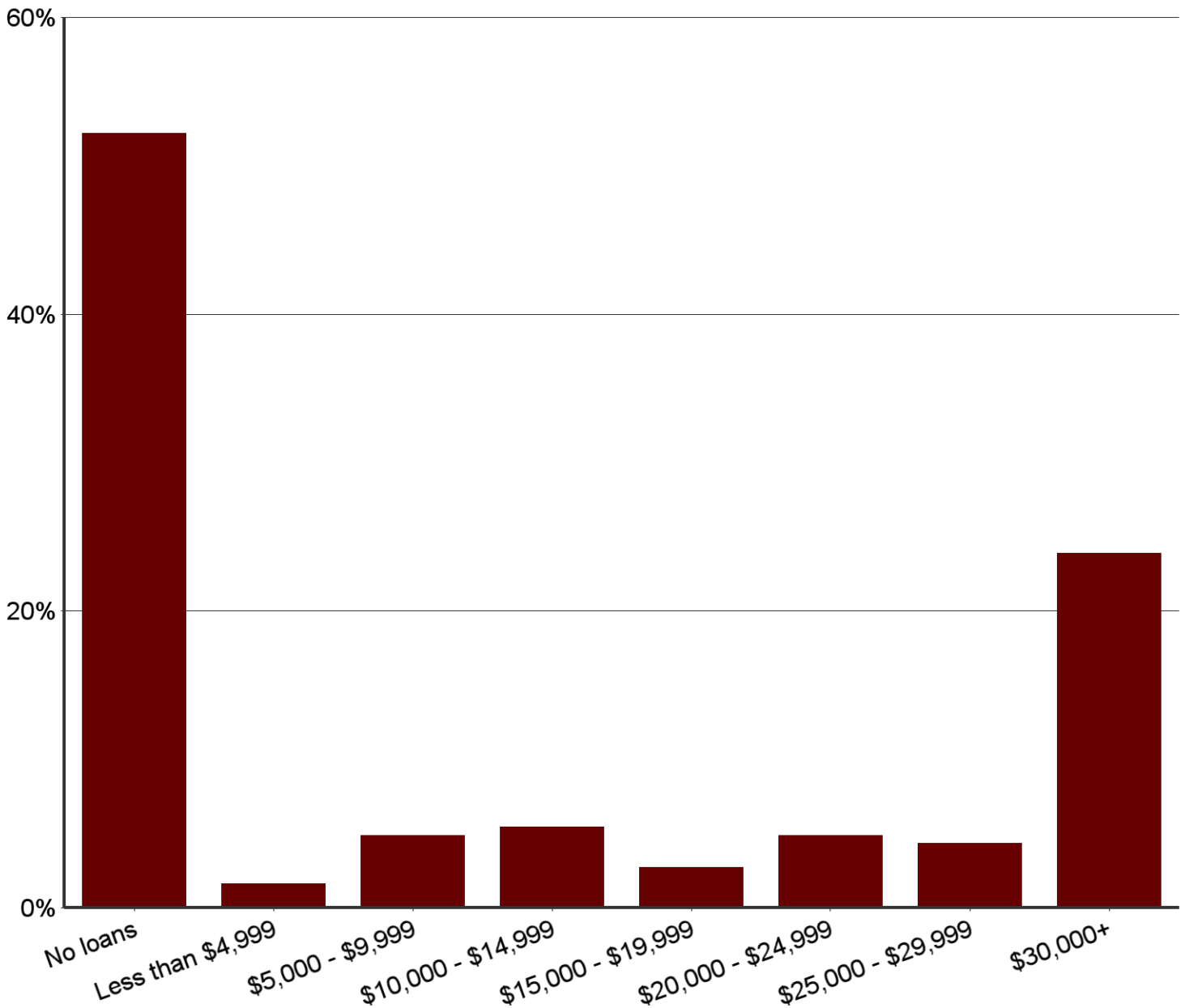
Number of Interviews Respondents' Participated in While Job-Searching	N	%
0	1	16.67%
1-2	3	50.00%
3-4	2	33.33%
5 or more	0	0.00%
Total	6	100.00%

**College of Charleston 2016 Alumni Survey Results: Class of 2012-2013
 Number of Full-Time Job Offers Respondents' Who Have Had
 "0" Full-Time Jobs Since Graduation Received Prior To Graduation**



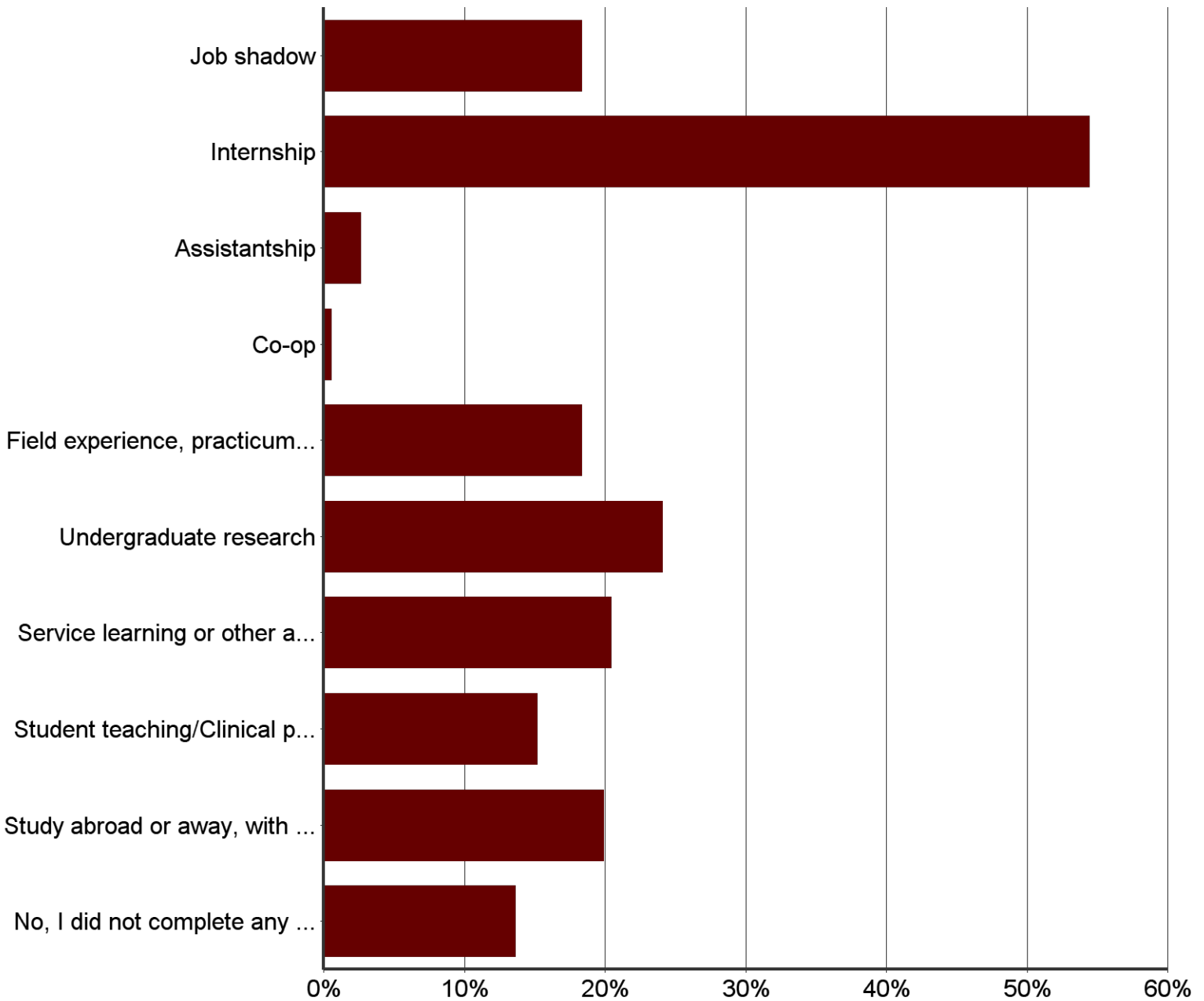
Number of Job Offers Respondents' Received for Full-Time Employment Prior to Graduation	N	%
0	5	83.33%
1-2	1	16.67%
3-4	0	0.00%
5 or more	0	0.00%
Total	6	100.00%

College of Charleston 2016 Alumni Survey Results: Class of 2012-2013 Undergraduate Loans Respondents' Accrued at the Time of Graduation



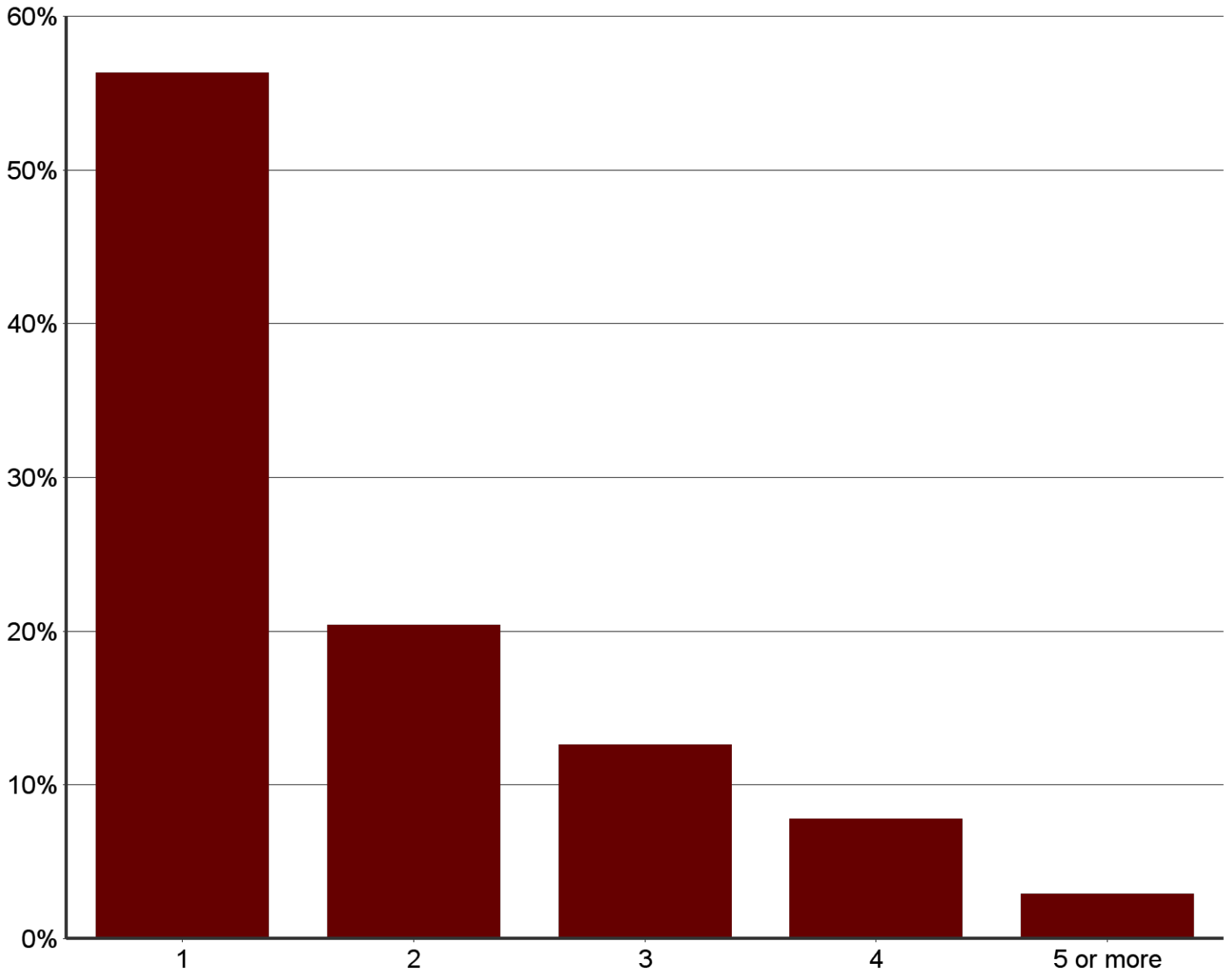
Undergraduate Loans Respondents' Accrued at the Time of Graduation		N	%
No loans	96	52.17%	
Less than \$4,999	3	1.63%	
\$5,000 - \$9,999	9	4.89%	
\$10,000 - \$14,999	10	5.43%	
\$15,000 - \$19,999	5	2.72%	
\$20,000 - \$24,999	9	4.89%	
\$25,000 - \$29,999	8	4.35%	
\$30,000+	44	23.91%	
Total	184	100.00%	

College of Charleston 2016 Alumni Survey Results: 2012-2013 Career Opportunities Respondents' Participated in During Undergraduate Attendance



Career Opportunities Respondents' Participated in During Undergraduate Attendance	N	%
Job shadow	35	18.32%
Internship	104	54.45%
Assistantship	5	2.62%
Co-op	1	0.52%
Field experience, practicum, or clinical experience	35	18.32%
Undergraduate research	46	24.08%
Service learning or other academic volunteering through CofC	39	20.42%
Student teaching/Clinical practice internship	29	15.18%
Study abroad or away, with internship or practicum component	38	19.90%
No, I did not complete any of the above	26	13.61%
Total	358	100.00%

College of Charleston 2016 Alumni Survey Results: Class of 2012-2013 Number of Internships Completed by Respondents

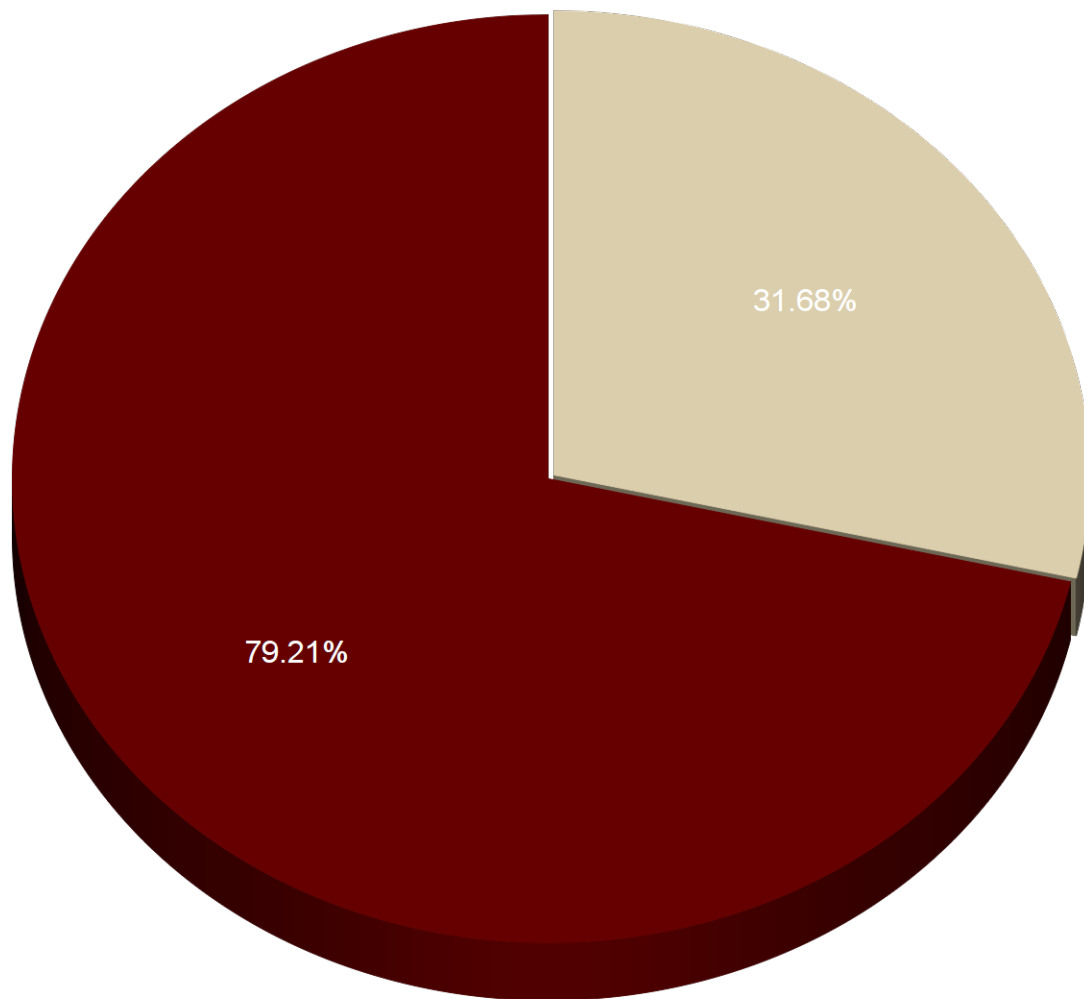


Number of Internships Completed by Respondents		N	%
1		58	56.31%
2		21	20.39%
3		13	12.62%
4		8	7.77%
5 or more		3	2.91%
Total		103	100.00%

College of Charleston 2016 Alumni Survey Results: Class of 2012-2013

Full Time vs. Part Time Internships Completed by Respondents

■ Full-time ■ Part-time

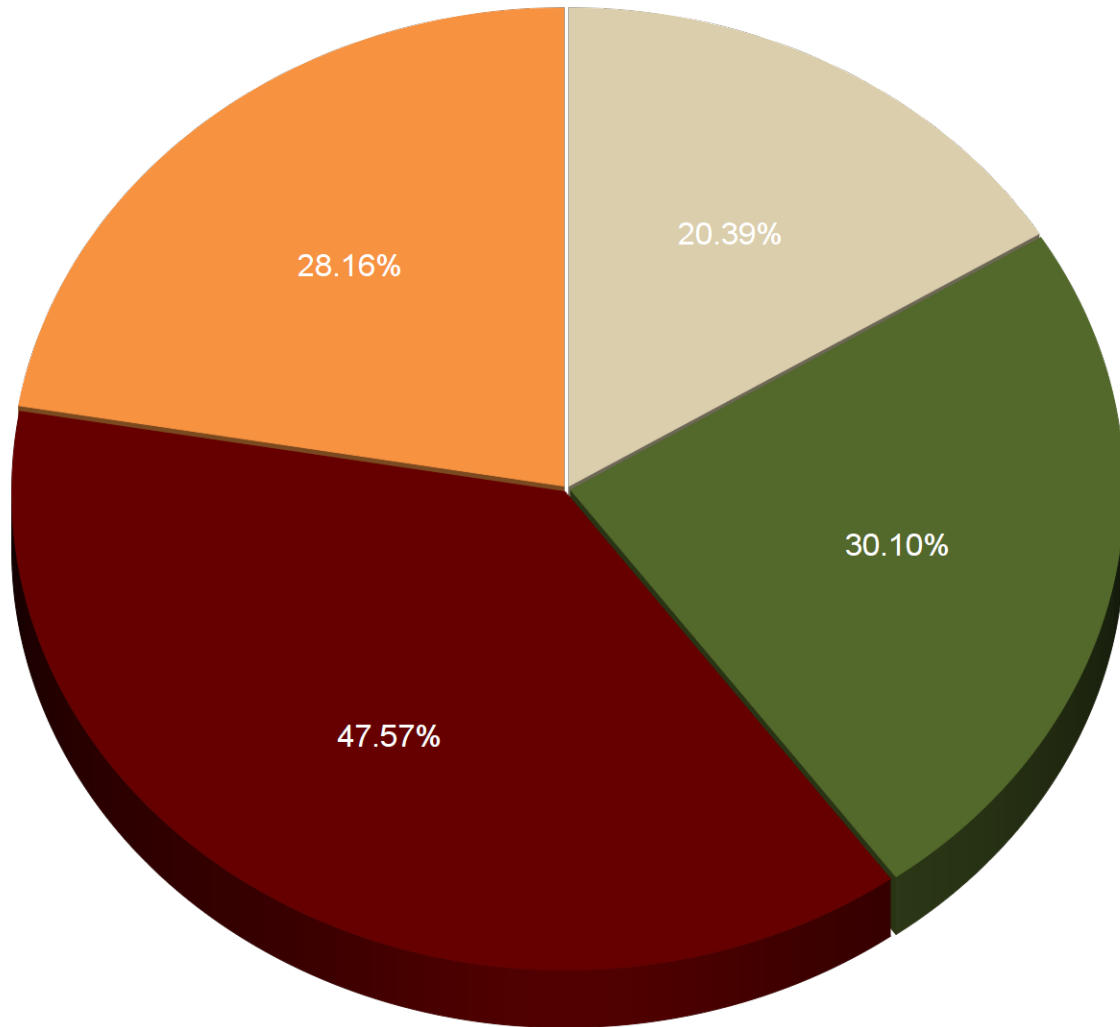


Full-time vs. Part Time Internships Completed by Respondents		N	%
Full-time		32	31.68%
Part-time		80	79.21%
Total		112	100.00%

College of Charleston 2016 Alumni Survey Results: Class of 2012-2013

Type of Internships Completed by Respondents

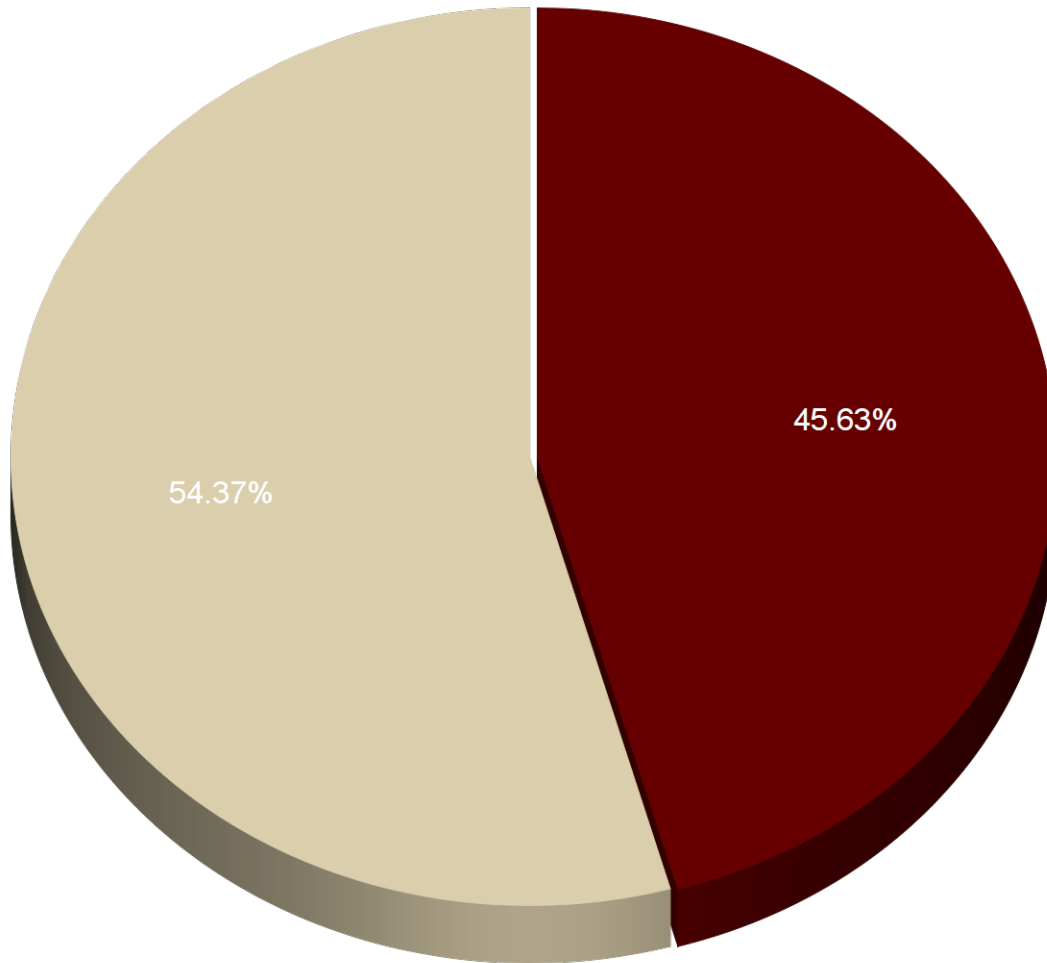
■ Paid/Credit
 ■ Paid/No Credit
 ■ Unpaid/Credit
 ■ Unpaid/No Credit



Type of Internship Completed by Respondents	N	%
Paid/Credit	21	20.39%
Paid/No Credit	31	30.10%
Unpaid/Credit	49	47.57%
Unpaid/No Credit	29	28.16%
Other (please specify)	0	0.00%
Total	130	100.00%

College of Charleston 2016 Alumni Survey Results: Class of 2012-2013 Offered a Full-Time Job as a Result of Respondents' Internship

■ Yes ■ No



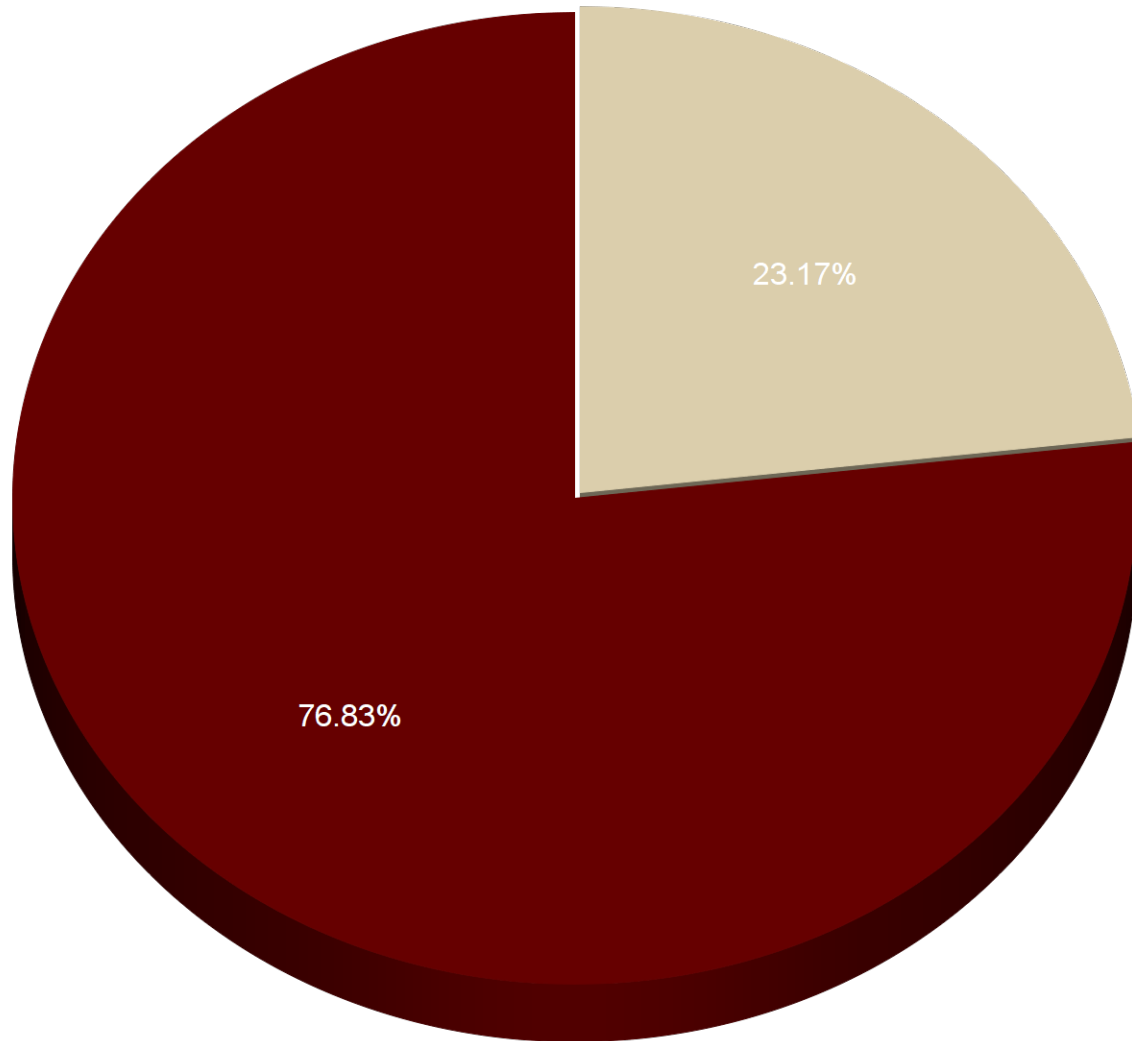
Offered a Full-Time Job as a Result of Respondents' Internship	N	%
Yes	47	45.63%
No	56	54.37%
Total	103	100.00%

College of Charleston 2016 Alumni Survey Results: Class of 2012-2013 Plan for Respondents' Degree

Degree	Do not plan to pursue	Degree received	Currently enrolled or working toward	Degree you hope to attain in the future	N
Second Bachelor's Degree	146	9	2	10	167
Master's Degree	52	23	35	77	187
Law Degree	145	4	2	9	160
Medical Degree (e.g. MD, DO, DDS, DVM, PharmD)	142	1	10	3	156
PhD or other Doctoral Degree	136	-	3	25	164
Certificate	104	12	8	36	160
Other:	45	4	2	2	53

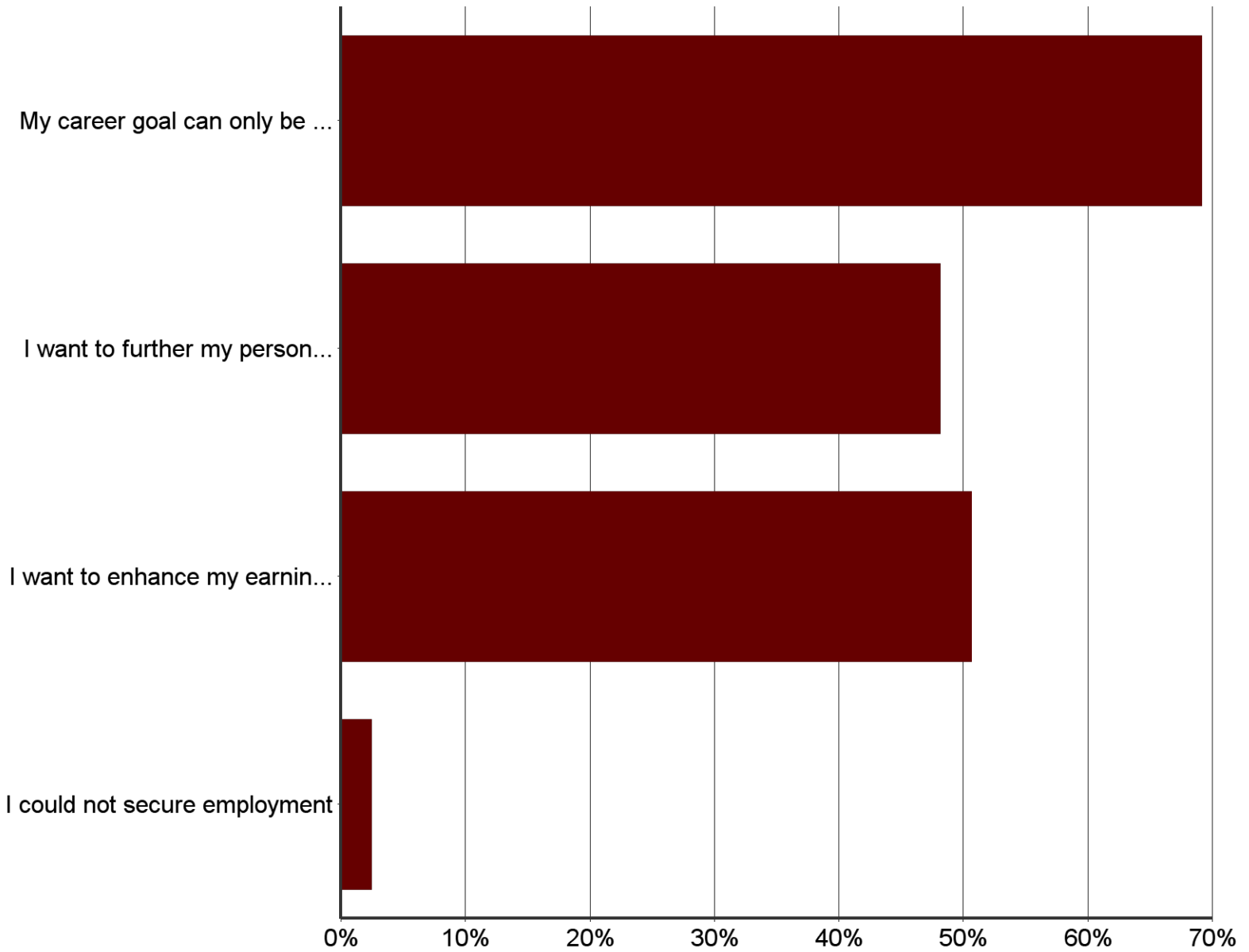
College of Charleston 2016 Alumni Survey Results: Class of 2012-2013 Respodents Who Received a Graduate Assistantship/Fellowship

■ Yes
 ■ No



Respondents Who Received a Graduate Assistantship/Fellowship	N	%
Yes	19	23.17%
No	63	76.83%
Total	82	100.00%

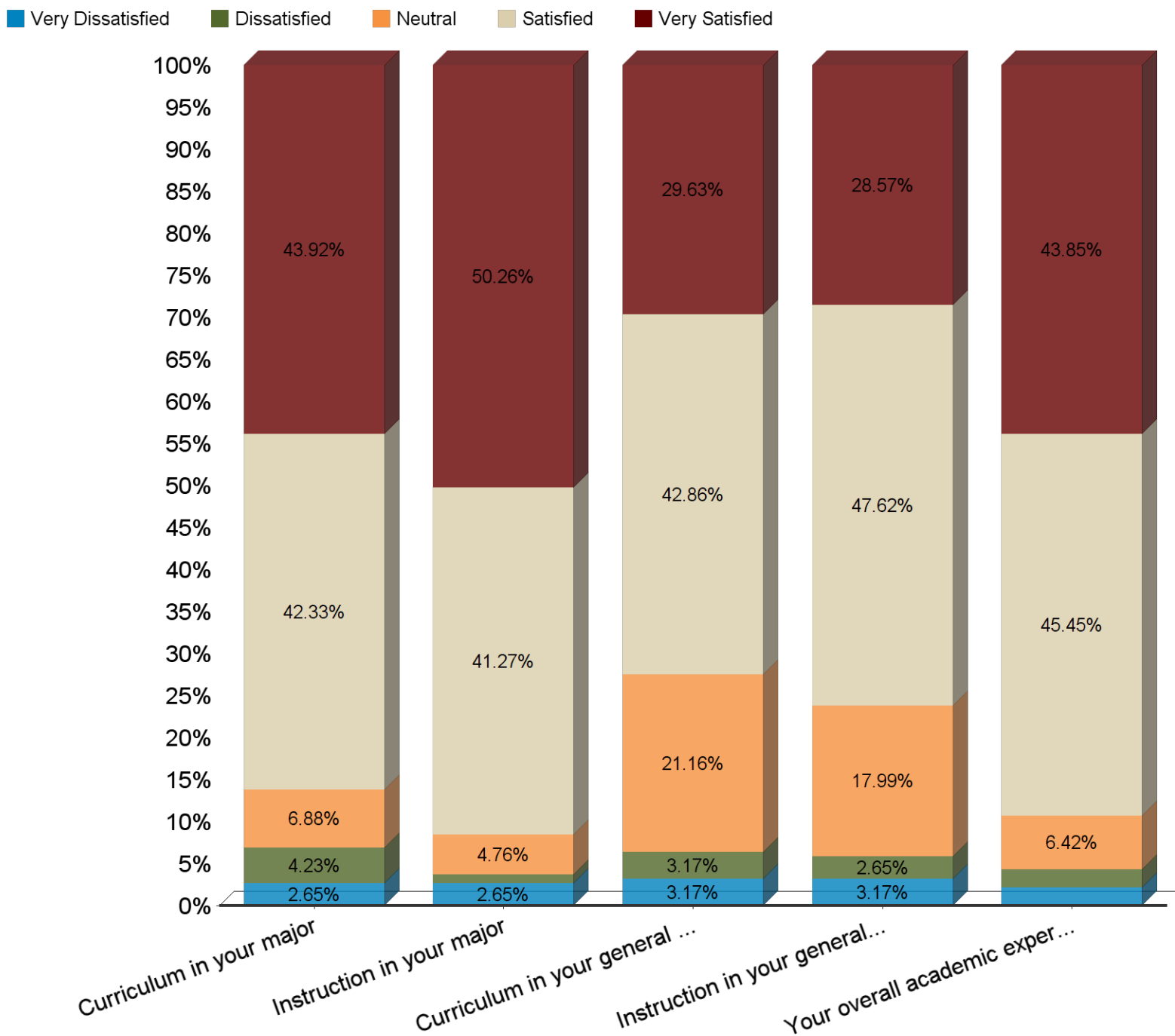
College of Charleston 2016 Alumni Survey Results: Class of 2012-2013 Respondents' Reason for Seeking Further Education



Respondents' Reason for Seeking Further Education	N	%
My career goal can only be obtained through further education	56	69.14%
I want to further my personal growth	39	48.15%
I want to enhance my earning potential	41	50.62%
I could not secure employment	2	2.47%
Total	138	100.00%

College of Charleston 2016 Alumni Survey Results: Class of 2012-2013

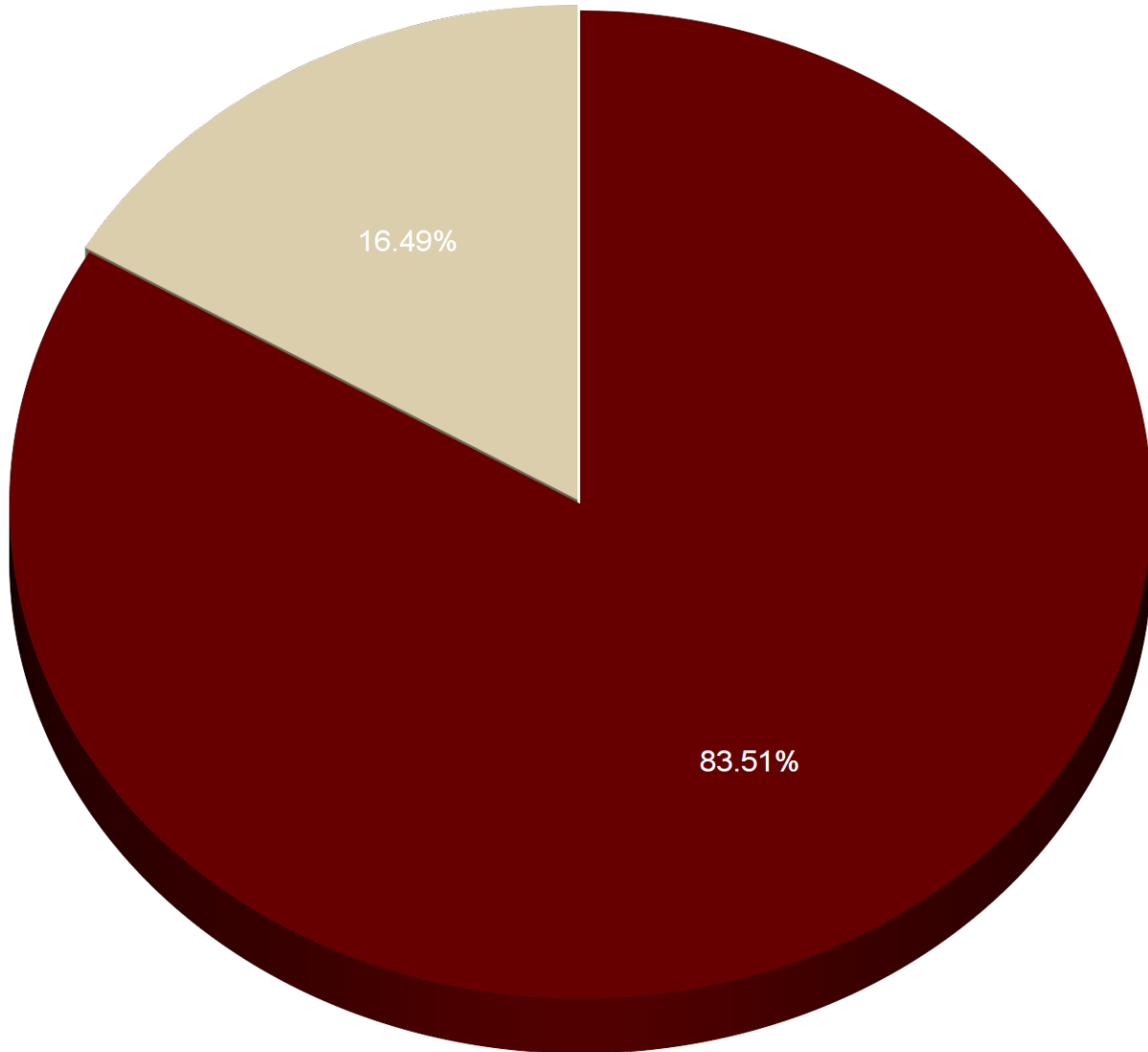
Respondents Satisfaction with the College of Charleston



College of Charleston	Very Dissatisfied	Dissatisfied	Neutral	Satisfied	Very Satisfied	Response	Average Value
Curriculum in your major	5	8	13	80	83	189	4.21
Instruction in your major	5	2	9	78	95	189	4.35
Curriculum in your general education program	6	6	40	81	56	189	3.93
Instruction in your general education program	6	5	34	90	54	189	3.96
Your overall academic experience	4	4	12	85	82	187	4.27

College of Charleston 2016 Alumni Survey Results: Class of 2012-2013 Would Choose the College of Charleston Again

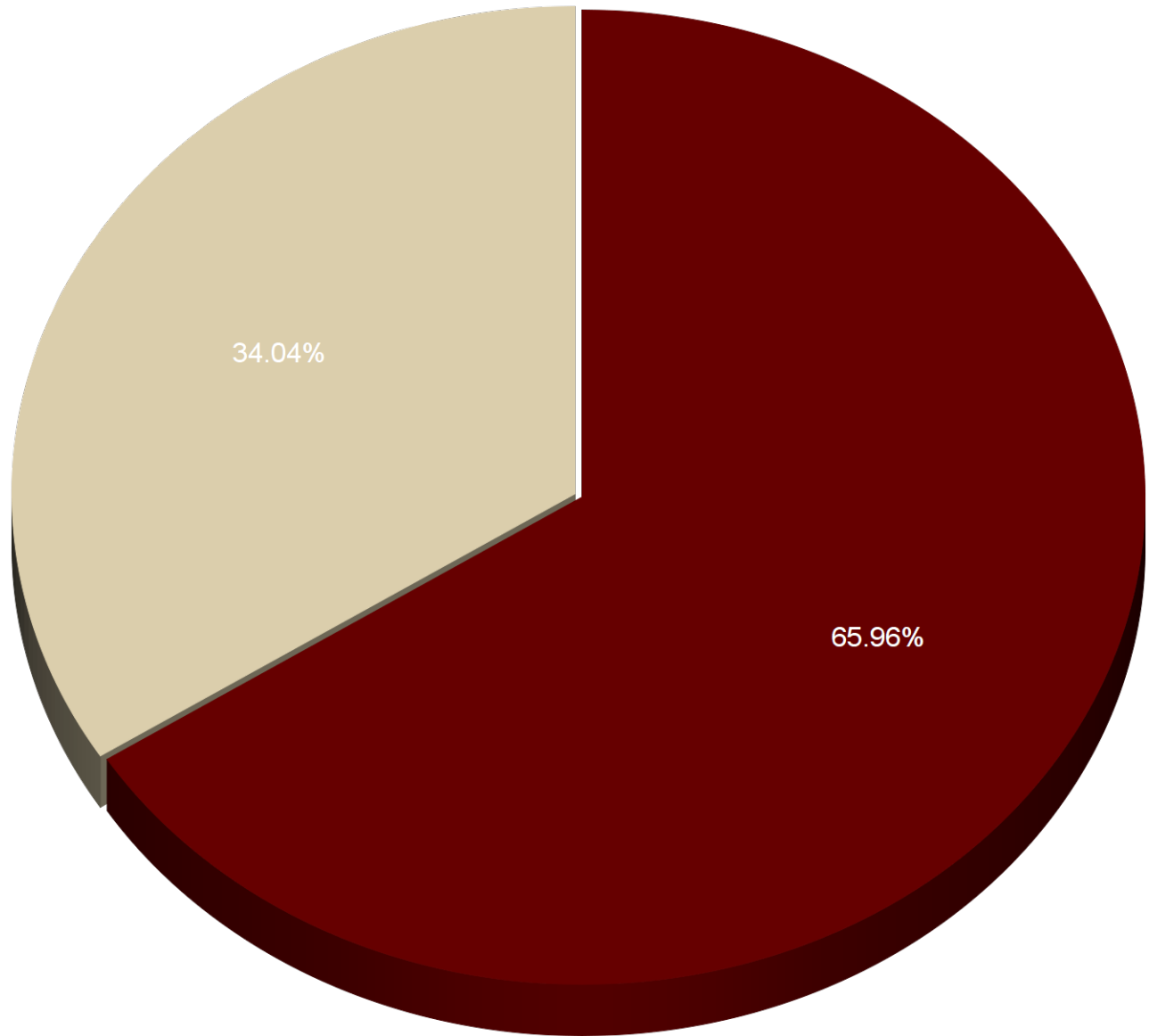
■ Yes
 ■ No



Would Choose the College of Charleston Again	N	%
Yes	157	83.51%
No	31	16.49%
Total	188	100.00%

College of Charleston 2016 Alumni Survey Results: Class of 2012-2013 Would Choose the Same Major Field of Study Again

■ Yes ■ No



Would Choose Major Field of Study Again	N	%
Yes	124	65.96%
No	64	34.04%
Total	188	100.00%

College of Charleston 2016 Alumni Survey Results: Class of 2012-2013

Frequency of Respondents' Participation in Career Advancing Opportunities

Frequency of participation						
Opportunity	Never	Less often	Annually	Monthly	Weekly	N
Career related advanced education or training	33	23	39	45	36	176
Lifelong learning or personal enrichment studies outside your career area(s)	29	46	25	42	32	174
Professional or service organizations	47	27	44	37	15	170
Volunteer, public, or community service	31	35	52	41	15	174
Social or recreational organization	22	35	27	54	35	173
Support or participation in the arts	37	45	44	34	13	173

CofC influence					
Opportunity	Not at all	Some-what	Moderately	Strongly	N
Career related advanced education or training	65	46	24	18	153
Lifelong learning or personal enrichment studies outside your career area(s)	54	41	29	25	149
Professional or service organizations	57	39	26	24	146
Volunteer, public, or community service	62	37	26	25	150
Social or recreational organization	55	32	32	30	149
Support or participation in the arts	64	36	24	26	150

College of Charleston 2016 Alumni Survey Results

Class of 2012-2013

Appendix A

Category of Current Status (“other” defined)

Self-Employed
Employed Full-Time and Graduate Student Full-Time
Paid Research Assistant

Appendix B

Category of Current Employment (“other” defined)

Not employed	Archaeology/Anthropology	Accounting Technology
Food and Beverage	Tech	PhD student paid for research
BMW factory	Accounting	Real Estate
Insurance	medical student	Student
Escape room manager	Economic consulting for	Fitness
Nanny	international development	
Adjunct Theatre Professor	Retail	

Appendix C

Category of Methods to Obtain Current Employment (“other” defined)

Professional Relationship Developed Over Time	I had already worked for my current employer once before
CERRA Website	USC Law School Career Services
Job fair	Online Listserv
Internship.	Self Employed
I was contacted by a recruiter	attended industry career fair
Internet Websites like Indeed, Monster, Career Finder	They contacted me
LinkedIn	External Recruiter
just walked in	Internal opportunity
	Audition

Appendix D

Responses for Future Degrees (“other” defined)

Nuclear Engineering PE
The Iron Yard
Real Estate Broker’s License
Nursing Degree
Physician Assistant
CPA
HACCP certification, LEAN training for manufacturers

Appendix E

Complete list of Reported Graduate Institutions

Liberty University	College of Charleston	Wake Forest School of
George Mason University	Liberty University	Medicine
College of Charleston	College of Charleston	MUSC
Emory University	Regis College	Francis Marion University
university of south carolina	University of Arkansas medical	The Iron Yard
Sotheby's Institute of Art,	sciences	College of Charleston
London	Harvard University	N/A
The Citadel	Belmont University	Virginia Commonwealth
University of Missouri -	NEHA	University
Columbia	University of Michigan	University of Birmingham (UK)
USC School of Medicine	Ballymaloe Cookery School	College of Charlesotn
The University of Tennessee	University of South Carolina	University of Cambridge, UK
University of South Carolina	Northwestern University	College of Charleston
School of Law	College of Charleston	WGU
Medical University of South	Citade	Cofc
Carolina	University of Georgia	Charleston School of Law
Auburn University	University of Phoenix	UMUC
Charleston School of Law	University of South Carolina	Global Leadership College/
University of South carolina	Ludwig Maximilians	University of Georgia/Clemson
New York University	Universität Munich	University
HPU	University of Glasgow	University of St. Augustine for
University of South Carolina	University of South Carolina	Health Sciences
School of Law	University of Denver	MUSC
The Citadel	George Washington University	Georgia Southern
Duke University	Ramapo collehe	Florida international university
University of Virginia	University of South Carolina	McNeese State University
Union Institute & amp;	College of Charleston	University of Connecticut
University	Certified Financial Planner	School of Law
Florida Institute of Technology	Florida Institute of Technology	
USC	College of Charleston	

Appendix F

Complete List of Reported Academic Disciplines

Accounting	Education Administration	International Tax
Applied Behavior Analysis	Applied Behavior Analysis	PA Student
Charlotte Law	College of Medicine, MD	Frontend Engineering
MAT	Management	Astrophysics/ History/ Classics
Computer Science	Healthcare MBA	Theatre Pedagogy
public health	HACCP	Egyptology
Art Business	Economics	MES
nuclear engineering	Master's of Education in	Choral Conducting
Medicine	Teaching	M.Ed in Teaching, Learning, and Advocacy
MBA	MTLA	Instructional Design
Law	Clinical psychology	MBA
Dental Medicine	Sport Management and Policy	Juris Doctor
Geology	MHA	Informatics
Physician assistant	Medical School	TESOL/AP Certification US
Visual Arts Administration	History of Art	History & Human
Physician Assistant Studies	Paralegal Certificate	Geography
School Psychology	Social Work	Occupational Therapy
Environmental Management	Education Policy	Counselor Education: Student
Curriculum and Instruction	MBA	Services
Public History	Social Work	MFA- Fiction, MA- English
Professional Behavior Analysis	Finance	
Education	Applied Behavior Analysis	

Appendix G

Complete list of Reported 1st and 2nd Majors

COMM - Communication 34
BIOL - Biology 17
BADM - Business Administration 22
PSYC - Psychology 13
POLI - Political Science 10
SOCY - Sociology 9
EDEC - Early Childhood Education 8
HTMT- Hospitality and Tourism Management 12
PEHD - Physical Education 8
ENGL - English 7
INTL - International Studies 7
ECON - Economics 9
BIOC - Biochemistry 6
CHEM – Chemistry 1
EDMG - Middle Grades Education 5
FRFS - French & Francophone Studies 2
GRMN - German 1
EDEL - Elementary Education 5
POLS - Political Science 4
ARTS - Studio Art 4
ARTM - Arts Management 5
ACCT - Accounting 4
ARTH - Art History 4
INTB - International Business 3
MATH - Mathematics 3
GEOL - Geology 3
HIST - History 3
CLAS - Classics 3
EXSC - Exercise Science 2
SPAN - Spanish 2
ASTP - Astrophysics 2
THTR - Theatre 2
EDCG - Secondary Education Cognate 2
EDSP - Special Education 2
ANTH - Anthropology 2
MBIO - Marine Biology 1
PUBA - Public Administration 1
MCOM - Communications 1
ACCY - Accountancy 1
EDHS - Secondary Education Cert. (History) 1
PHYS - Physics 2
MUSC - Music 1
PHIL - Philosophy 1
CSCI - Computer Science 1
MBAD - Business Administration 1
WGST - Women's and Gender Studies 1
HPCP - Historic Preservation and Community Planning 1